



Academic Readiness Math Virtual Learning

ECSE

Shape Identification

April 2020



Early Childhood Special Education Math

Lesson: April 20, 2020

Learning Target:

Students will practice identifying and matching shapes.






Let's Get Started:

Watch Video:





[Jack Hartmann - Name The Shape Game](#)

Practice: Can you match the shapes? What Shape is this?

Where are the _____?



Practice: Can you match the shapes? What Shape is this?
Where are the _____?



Activity:

Materials: Post It-Notes, Note-Cards, Paper-Plates.

Activity: Draw the shapes on the material of your choice, and play a shape matching game with your child. Have your child flip over two cards.

Questions to Ask:

1. What shape is this? Is this a _____ OR _____?
2. Are those the same or are they different?

Parent Check:

Check student responses.



1. Was this lesson?

- Easy
- Just right
- Hard

2. See if you can identify shapes around your home.