



# Speech and Language Virtual Learning

## **ECSE /p/ Lesson**

April 2020



## ECSE Sound System Lesson: April 2020

### **Learning Target:**

Students will practice the /p/ phoneme in isolation, initial word position, and final word position when given pictures.

## Background:

- Students will review therapist productions /p/ in isolation, initial position, and final position.
- Students will then practice producing the sounds while putting pepperoni on pizza! Feel free to cut out the words and make your own pizzas!

- **Warm up:**

1. Listen to this song about Pizza!  
<https://youtu.be/AWJRcuCjIRk>
2. And here's another one!  
<https://youtu.be/L6nalE3OwxA>

# Need some help?

Sometimes it's hard to make the /p/ sound at the beginning of words!

- You might make a /b/ sound instead.
- This is because you are turning your voice on.
- Remember, this is a “whisper.” sound, so you shouldn’t feel your throat vibrating.
- Practice spacing out the /p/ from the rest of the word
  - /p/            ea
  - /p/→        ay
  - /p/→→      ie
- Blend them together again slowly after separating.

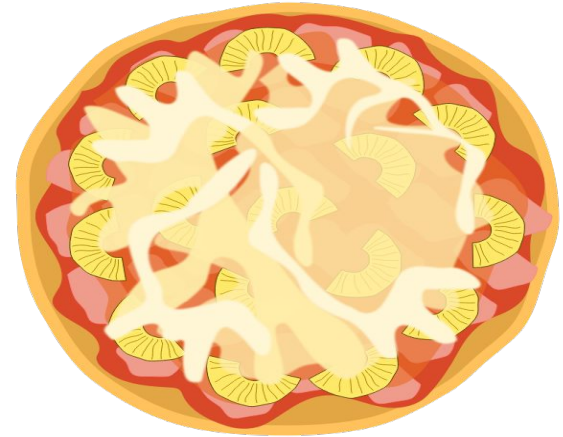


# Practice your sounds with pepperoni!

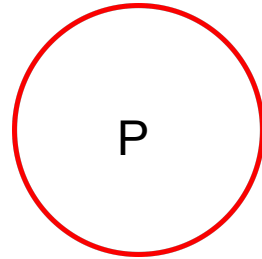
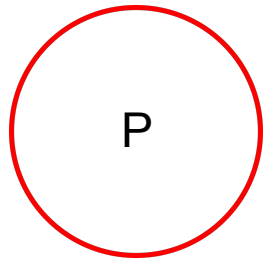
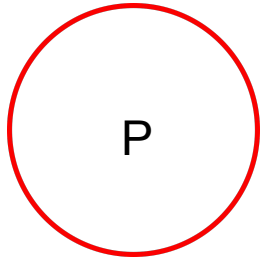
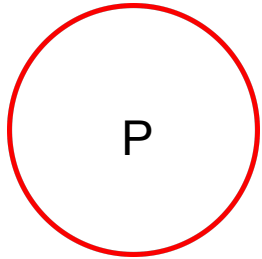
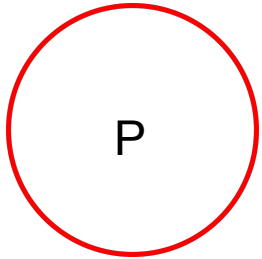
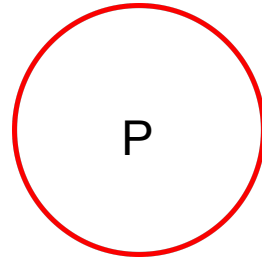
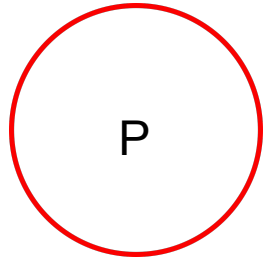
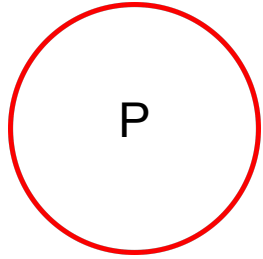
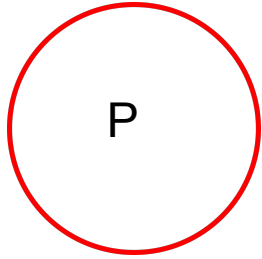
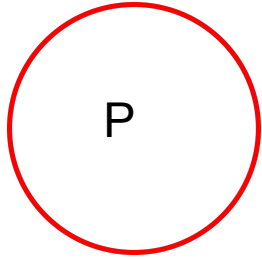
Yum! This is good on Pizza!



Cut out the pepperoni words and make your own yummy pizza! Practice the words as you put the pepperoni on your pizza, which is found at the end of the lesson!



**Practice the /p/ sound all by itself!**


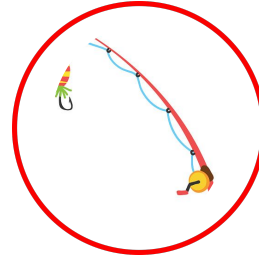






# Initial /p/ Word List

1. Pill
2. Pie
3. Pay
4. Paw
5. Pot
6. Pad ☆
7. Pug ☆
8. Pear ☆
9. Pole ☆
10. Pink ☆



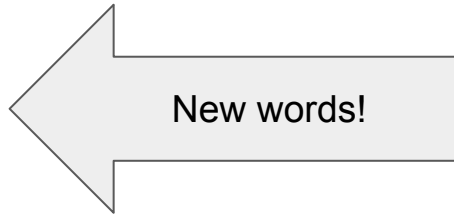
**Practice the /p/ sound at the beginning of the word!**








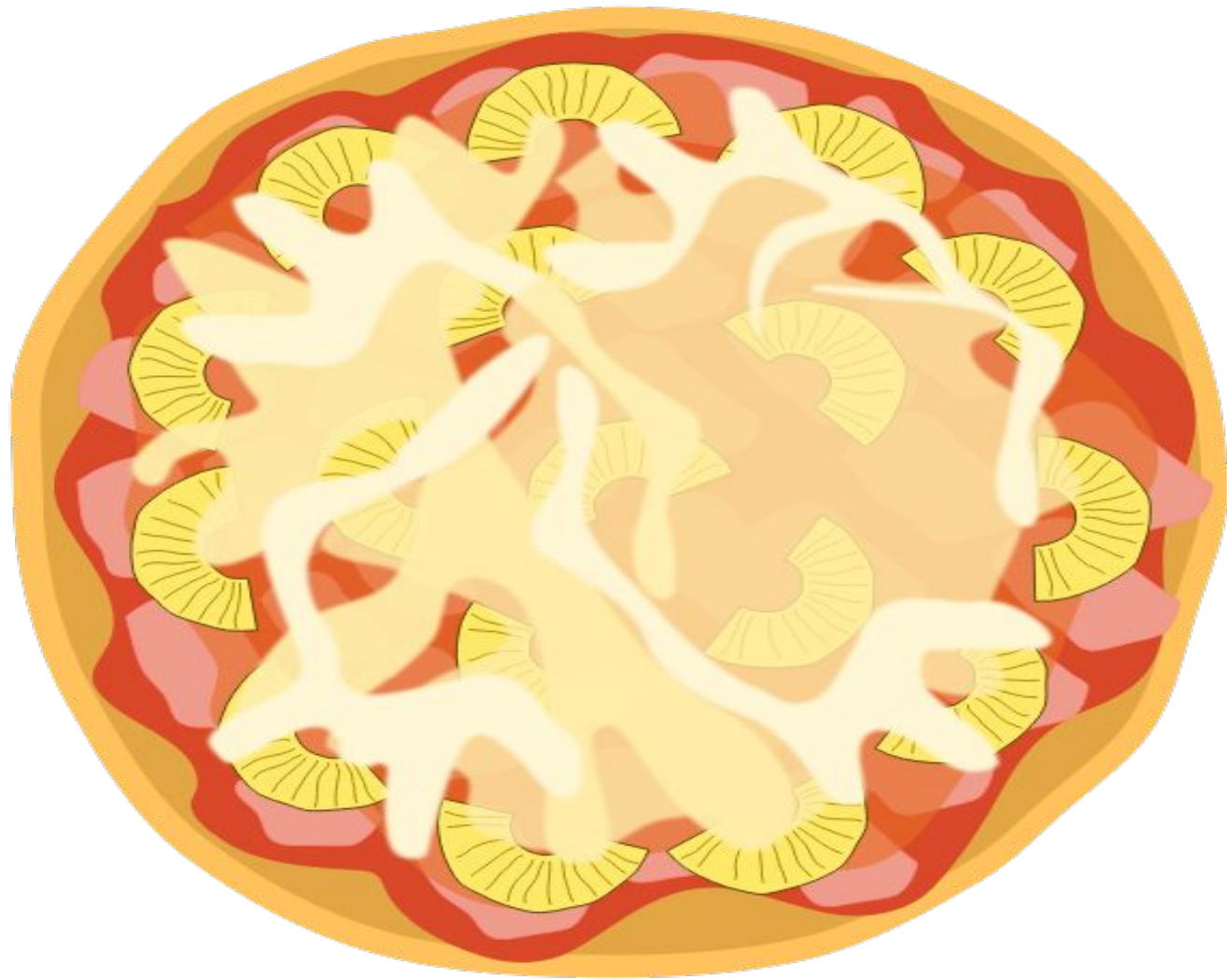
# Final /p/ Word List

1. Map
2. Up
3. Hop
4. Mop
5. Top
6. Dip ☆
7. Chip ☆
8. Ship ☆
9. Soap ☆
10. Ape ☆



# Practice the /p/ at the end of the word!





## Self Check:

Kids, how did you feel about this lesson?



1. Was this lesson?

- easy,
- just right
- hard

1. Make a pizza at home! Practice your /p/ sound for every topping you put on.