



# Social Emotional Virtual Learning

**ECSE/K-2nd Grade**

## **Listening to a Grown-up**

**April 2020**



## ECSE/K-2nd Grade Social Emotional Learning

### **Learning Target:**

Students will learn to listen to directions given by an adult.

Watch this [video](#) to learn about listening.

Remember, Elmo teaches us that we:

- 1) Use our listening ears
- 2) Have our eyes on person who is talking
- 3) Keep our mouth closed
- 4) Have a calm body and face



Let's play **Simon Says!**  
Watch this [video](#) and follow along!

Great job! Now, that you know how to play this game, ask a grown-up to play Simon Says with you.

Here are some possible instructions that adults can give:

- Stick out your tongue
- Give a high-five
- Close your eyes
- Stomp your feet
- Give yourself a hug
- Swim
- Give a thumbs up



*If Simon Says is too easy, we can play*  
**Did I Get It?**

Here are the directions:



- 1) You will tell a grown-up what to say. It can be a sound, word, or sentence.
- 2) Then, a grown-up will repeat what you had said and will ask “did I get it?”
- 3) You will say “yes” if it is correct and “no” if it is incorrect.





# Let's try one example:



# Let's try another example:



# Let's try one last example:





## Self Check:

Can you tell a grown-up what the steps are to be a good listener?



- 1) Use our listening \_\_\_\_\_
- 2) \_\_\_\_\_ on person who is talking
- 3) Keep our \_\_\_\_\_ closed
- 4) Have a calm \_\_\_\_\_ and face

