



Speech and Language Virtual Learning

ECSE Prepositions

April 2020



ECSE Prepositions Lesson: April 2020

Learning Target:

Correctly identify and then place items “on” and “off.”

**Background: This is a lesson to practice the prepositions
“on” and “off.”**

- Students will participate in warm up songs.
- Students will practice identifying prepositions using pictures.
- Student will apply practice by placing cut out items “on” or “off.”

Warm up:


1. Learn about some bugs!

<https://youtu.be/oybEMWW23uU>

1. Get out the wiggles with this butterfly song!

<https://youtu.be/l1B49em1vPU>


Can you tell me who these friends are?



I'm a caterpillar!



I'm a ladybug!



I'm a butterfly!





Good job! They are going to play now. Lets see what they do!

The caterpillar wants to play! Where is he?

Say: "He's **on** the flower!"




Now say: "He's **off** the flower!"




Now the ladybug wants to play! Where is he?

Say: “He’s **on** the tree!”



Now say: “He’s **off** the tree!”

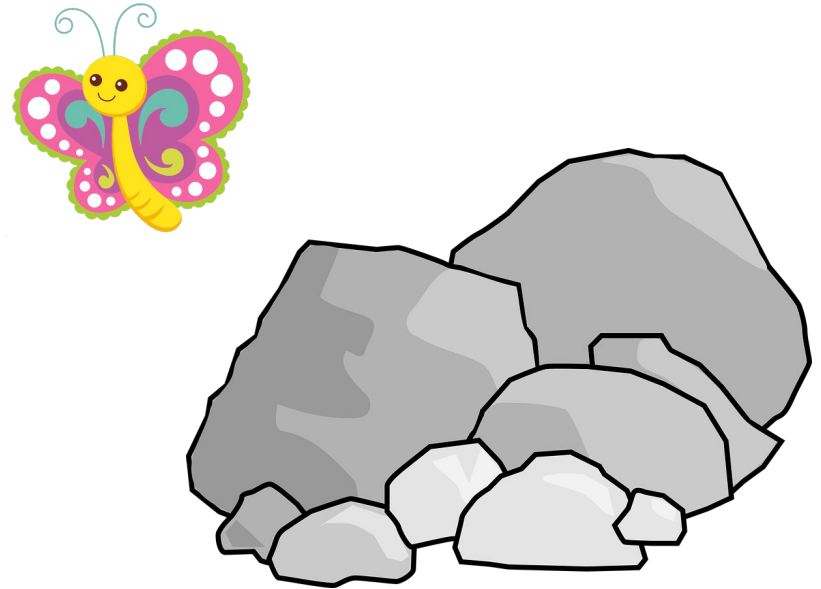


Now the butterfly wants to play! Where is she?

Say: “She’s **on** the rocks!”



Now say: “She’s **off** the rocks!”




Now it's your turn!

Use the cutouts on the next two pages to follow these directions:


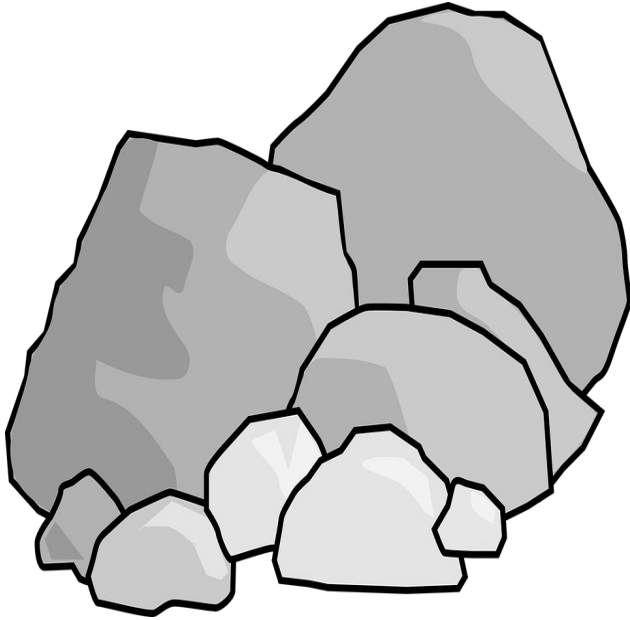
1. Put the ladybug **on** the rock.
2. Put the butterfly **on** the flower.
3. Take the ladybug **off** the rock.
4. Put the caterpillar **on** the tree.
5. Take the butterfly **off** the flower.
6. Take the caterpillar **off** the tree.
7. Put the ladybug and butterfly **on** the rock.
8. Now take them **off**.
9. Put all the bugs **on** the flower.
10. Now take them **off**.



Here are the bugs to cut out!



Here are the things for them to play on!



Self Check:

Kids, how did you feel about this lesson?



1. Was this lesson?

- easy,
- just right
- hard

2. Take some toys from around the house.
Announce where they are when they are
moving around during play!