



Academic Readiness Math Virtual Learning

ECSE

Making Patterns

April 27, 2020



Early Childhood Special Education Math

Lesson: April 27, 2020




Learning Target:

Students will understand how to create a pattern.


Let's Get Started: [Patterns and Colors Song](#)
[Patterns for Kids](#)

Practice:

Look and say this pattern(dandelion, tulip).






Which flower comes next in this pattern?




Practice:

Look and say this pattern(tulip,daisy).



Which flower comes next in this pattern?



Practice:

Look and say this pattern(rose,daisy).




Which flower comes next in this pattern?



Practice:

Look and say this pattern(rose,dandelion).



Which flower comes next in this pattern?



Activity:

-Find items with the same pattern:

1. Find patterns around the house:

fabrics, wallpaper, tiles, carpet.

2. Find patterns outside: flowers, leaves, fruit/vegetables.

-Create your own pattern: Use objects to help your child make patterns such as blocks, legos, beads, buttons, or crackers.

While creating your pattern, ask your child what comes next.



Self Check:

Check your students responses



1. Was this lesson?

☐ Easy

☐ Just right

☐ Hard

2. Ask your child to copy movement patterns such as, “clap, stomp, clap”.