



Speech and Language Virtual Learning

/p/ Lesson

April 2020



Sound System

Lesson: April 2020

Learning Target:

Students will practice the /p/ phoneme in isolation, initial word position, and final word position when given pictures.

Background: This is a worksheet to practice production of the /p/ sound.

- Students will review therapist productions /p/ in isolation, initial position, and final position.
- Students will then practice producing the sounds while making pancakes! Feel free to cut out the words make a pancake breakfast.


Warm up:

1. Learn to make pancakes with this video! Look out for /p/ words!
<https://youtu.be/XDSDaFhOuo4>
1. And here's another one!
https://youtu.be/MnS3nym_x-c

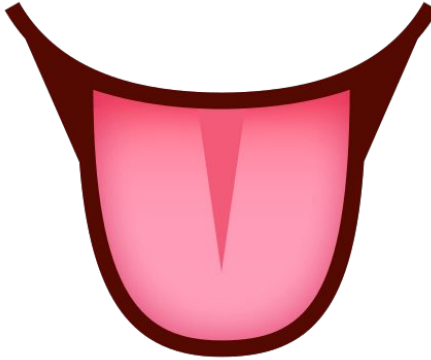
Lets Review!

How do you make a /p/ sound? Circle the correct answer!

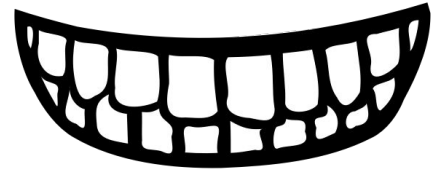
Lips



Tongue?




Teeth?




If you picked lips, you are right!

- Remember, no tongue or teeth showing.
- Pop your lips and make some air.
- You should be able to make a tissue move.









Time to practice!






We can have pancakes for breakfast. Yum!



Practice your /p/ sound using the pancakes! Feel free to cut them out and make your own pancake breakfast!



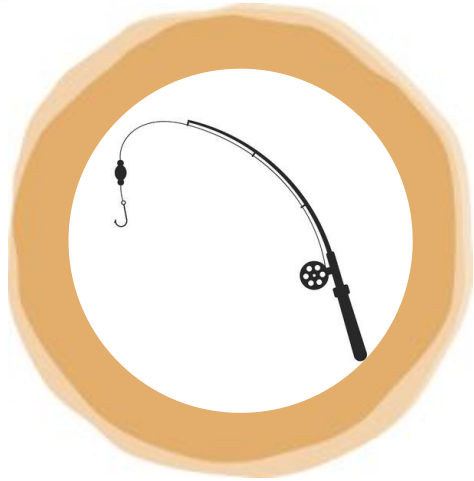







Initial /p/ word list:

1. Pad
2. Pug
3. Pear
4. Pole
5. Pink
6. Peanut ☆
7. Pillow ☆
8. Pull ☆
9. Pjs ☆
10. Play ☆

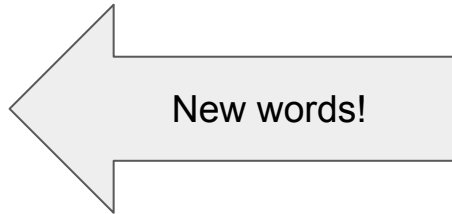


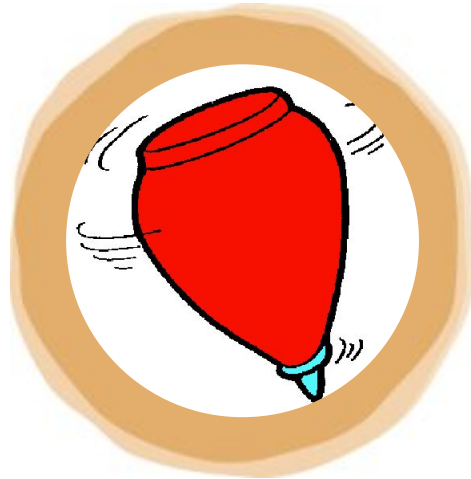


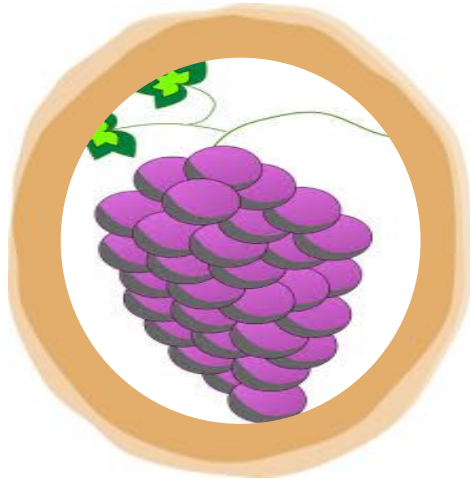



Final /p/ word list:

1. Map
2. Up
3. Hop
4. Mop
5. Top
6. Cup ☆
7. Cape ☆
8. Shape ☆
9. Grape ☆
10. Stop ☆









Self Check:

Kids, how did you feel about this lesson?



1. Was this lesson?

- easy,
- just right
- hard

2. Make some pancakes for breakfast.
Practice the /p/ sound when “pouring”
ingredients!