



Academic Readiness Math Virtual Learning

ECSE

Let's Count Flowers

April 29, 2020



Early Childhood Special Education Math

Lesson: April 2020

Learning Target:

Students will use one-to-one correspondence to count the flower petals.

Let's Get Started: [Counting Song for Spring](#)
[How Many Petals on the Flower game](#)


Practice:

Count the petals on this flower.




Practice:

Count the petals on this flower.




Practice:

Count the petals on these flowers.



Practice:

Count the petals on this flower.



Activity:

Thumbprint Flowers

-Materials needed: paint, markers, paper or poster board.



1. Put a small amount of paint on a plate. Help your child put a little paint on his thumb and press thumb on paper.
2. Repeat in a circular pattern to make a daisy.
3. Use markers to draw a stem and leaves.

Self Check:

Check your students responses



1. Was this lesson?

Easy

Just right

Hard

2. Make the thumbprint flowers and count the pedals. Don't have paint? No worries, draw your flowers instead.