



Speech and Language Virtual Learning

/m/ Lesson

April 2020



Sound System

Lesson: April 2020

Learning Target:

Students will practice the /m/ phoneme in isolation, and initial/final word positions with pictures.

Background: This is a worksheet to practice production of the /m/ sound.

- Students will review the sound in isolation.
- Students will then produce in initial and final word positions during muffin activity.


Warm up:

1. Listen to this muffin song.
<https://youtu.be/fXFg5QsTcLQ>
2. Learn how to make some muffins with Ella!
<https://youtu.be/rkJHxAd-kbs>

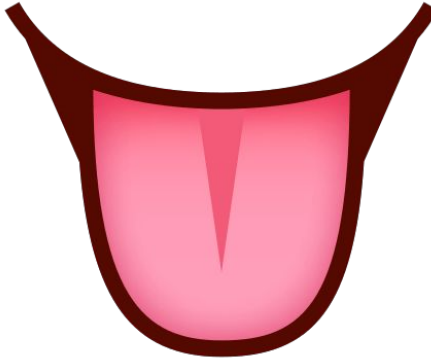
Lets Review!

How do you make a /m/ sound? Circle the correct answer!

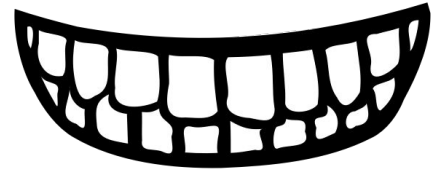
Lips



Tongue?




Teeth?



If you picked lips, you are right!

- Remember, no tongue or teeth showing.
- Your lips are closed.
- Turn your voice on and feel your lips vibrate. Practice /m/ ten times!



Here's something yummy!

You can eat a muffin for breakfast!



Yum yum. That's tasty. Feel free to cut out the muffin speech words and practice as you feed them to a mouth or mouse!



Initial /m/ word list:

1. Milk
2. Mouse
3. Moon
4. Moose
5. Mad
6. Mud ☆
7. Meat ☆
8. Man ☆
9. Mitt ☆
10. Money ☆







Final /m/ word list:



1. Dime
2. Lamb
3. Comb
4. Gum
5. Time
6. Game ☆
7. Arm ☆
8. M (em) ☆
9. Team ☆
10. Thumb ☆







Feed the mouse or the mouth!



Self Check:

Kids, how did you feel about this lesson?



Parents:

- Have you kid(s) practice saying each kind of muffin (e.g “milk muffin” or “arm muffin”) for a challenge!
- Brainstorm with your kid(s) what other kind of muffins your could make!