



# Social Emotional Virtual Learning

**ECSE/Program**

## **Using Good Manners**

**April 2020**




## ECSE/Program Social Emotional Learning

### **Learning Target:**

Students will learn about using good manners.

Watch this [video](#) about the book - Manners Time



# Using good manners means being polite to everyone!

Can you remember some of the words used in the book to show good manners?



No, thank you

I'm sorry  
I forgive you

Please  
Thank you  
You're welcome

Excuse me

Hello  
Goodbye

Good job

Now, let's choose one of the good manners to work on, and practice this with a grown-up today!

### *(Instructions for Adults)*

#### **Materials:**





- Toys around the house

#### **Directions:**

- 1) Engage in pretend play with your child.
- 2) Adult will demonstrate one of the good manners chosen by the child
- 3) The child will practice using the good manners chosen
- 4) Adult will praise child for using good manners



# Here's an example to teach "please" and "thank you".

Step	What you do...	Then say....
1	Pretend that you want a toy (e.g., ball) that is out of reach	 <p data-bbox="1213 306 1760 405">Pass the ball, <b>please</b></p>
2	When your child gives you the ball	 <p data-bbox="1213 511 1895 609">Thank you for passing the ball</p>
3	Place toys that your child is playing with out of his/her reach	 <p data-bbox="1193 674 1875 773">You can say "ball, <b>please</b>"</p>
4	Praise your child for using good manners	 <p data-bbox="1180 876 1862 1002">Good job saying <b>please</b> and <b>thank you</b></p>

# Self-Check:



Which good manners did you learn today?

No, thank you

I'm sorry  
I forgive you

Please  
Thank you  
You're welcome

Excuse me

Hello  
Goodbye

Good job



Let's be polite to everyone!