



# Speech and Language Virtual Learning

## **/m/ Lesson**

**May 2020**



# Sound System

## Lesson: May 2020

### **Learning Target:**

Students will review the /m/ phoneme in initial/final word positions and learn new words in medial position.

**Background:** This is a worksheet to practice production of the /m/ sound.


- Students will review the /m/ sound in initial and final positions using short phrases.
- Students will then produce the sound in medial position during activity.

**Warm up:**

1. Listen to this song about hammers! Work on counting too!  
<https://youtu.be/KbbRNYBOlcs>
2. Spot the difference between pictures in this song!  
<https://youtu.be/TBEHysel494>

# Wow! We've learned many words!

We are ready to start putting the /m/ sound in the middle of words! Great Job!




Before we do though, let's practice some of our old words in short phrases. Use the board on the next page to make sentences out of the review words! You can do it!




Use this board to practice our words in phrases!



I

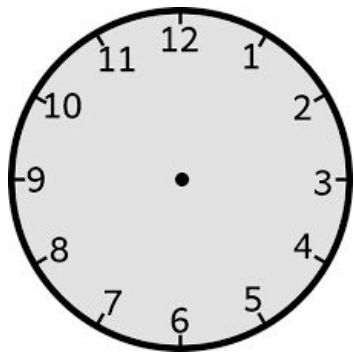
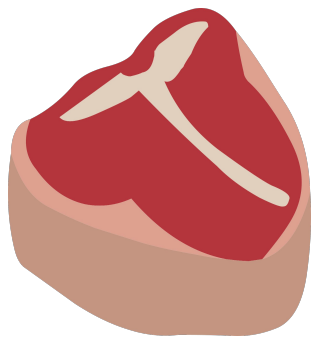


see





# Review /m/ word list:

1. Meat
2. Money
3. Mud
4. Milk
5. Mail
6. Time
7. M (the letter)
8. Gum
9. Yum
10. Yam



m



# Time to practice the /m/ in the middle!

This is a hammer! You use it to pound down nails. This can help build lots of things, like a house or a table!



Use the hammer included in the packet to pound the words as you work!





## Medial /m/ word list:

1. Hammer
2. Mummy
3. Woman
4. Mermaid
5. Lemon
6. Tummy
7. Farmer
8. Helmet
9. Summer
10. Swimming







## Self Check:

Kids, how did you feel about this lesson?



## Parents:

- Brainstorm what you think would be cool to build!
- Practice using your hammer to make or fix things around the house.