



# Speech and Language Virtual Learning

# Pronoun Activity

May 2020



## ECSE Pronouns Lesson: May 2020

### **Learning Target:**

Students will produce sentences containing “I” and “me” pronouns.

**Background:** This is a lesson to teach when to use “I” and “me” pronouns correctly.

- Students will review when to use either “I” or “me.”
- Students will practice saying sentences containing each pronoun.

**Warm up:**

1. Practice using “I” with this song! Also work on colors.

<https://youtu.be/Asb8N0nz90I>

1. And practice using “me” with this one!

<https://youtu.be/OzKY5YHn0Tg>



Lets review! Can you remember the two words we use to talk about yourself?

You can say “I” if you are doing or giving!



And you can say “me” if you are getting!



# Good remembering!

Now let's do lots of practice! We will make our own sentences using pictures.

- Point to each picture as you say the sentence.
- When you get to the blank box, either:
  - Place one of the cut out objects there and finish the sentence.
  - Or point to one of the objects on the page and finish the sentence.



I



eat



Place the different items in the square and practice the sentence out loud!







# Give

# me



Have your child ask for an item using this board. Then put the item in the square.





# Word List:

1. Chocolate
2. Cake
3. Eggs
4. Bacon
5. Apples
6. Chips
7. Bananas
8. Grapes
9. Cereal
10. Eggs

## Self Check:

Students, how did you feel about this lesson?



### 1. Was this lesson?

- easy,
- just right
- hard

1. Practice using “please” to make sentences more polite!