



Speech and Language Virtual Learning

/m/ Lesson

May 2020



Sound System

Lesson: May 2020

Learning Target:

Students will review and trace the letter “m,” and then practice the sound in all word positions, within short phrases.

Background: This is a worksheet to practice production of the /m/ sound.

- Students will review the the letter “m” by participating in a tracing activity.
- Students will then produce the sound in all word positions within short phrases.

Warm up:

1. Review this the letter “m” and the sound it makes!

<https://youtu.be/WFMI-cV9sq8>

2. This Blue’s Clues video has lots of /m/ sounds!

<https://youtu.be/GQMUfKjMTZ0>

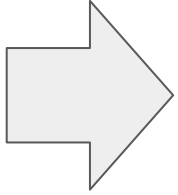
Let's review! Circle the letter /m/!

m

w

p

If you circled this one, good job!

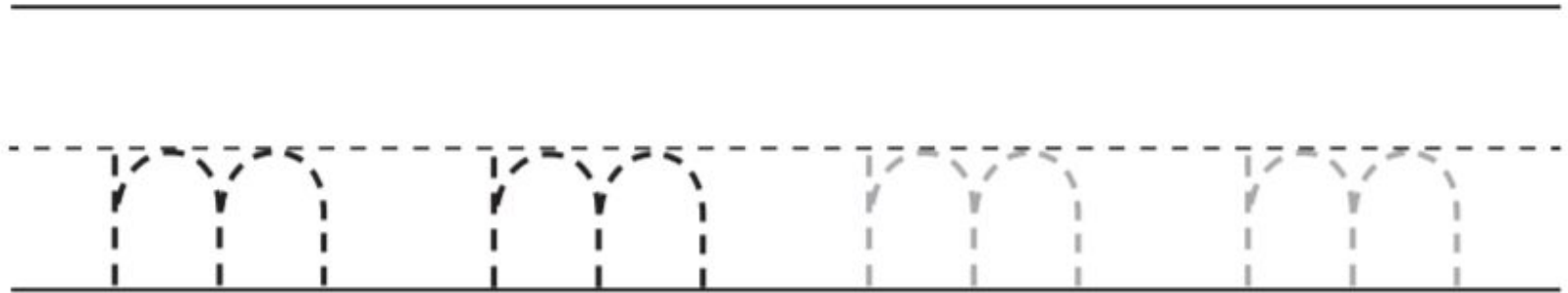
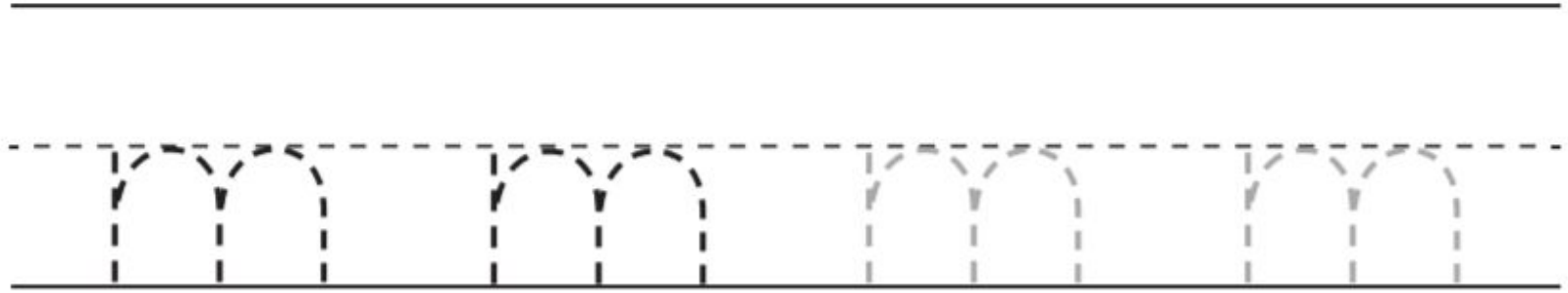


m

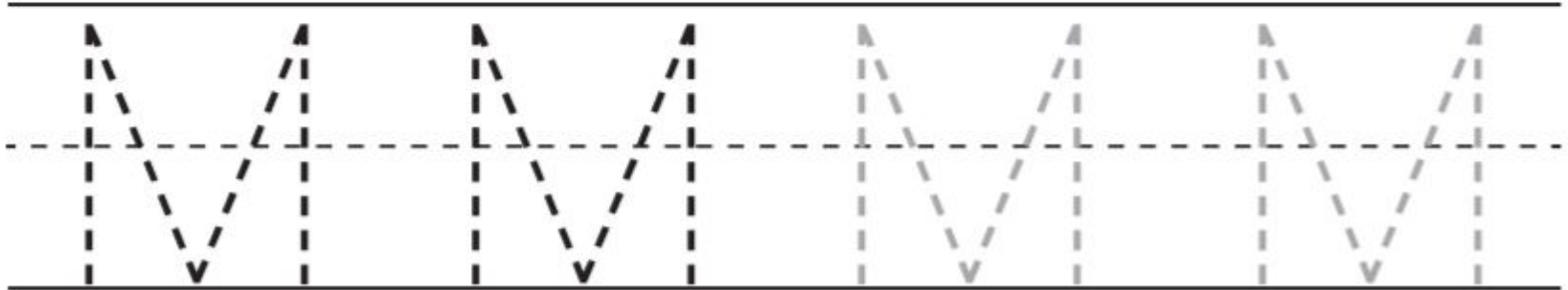
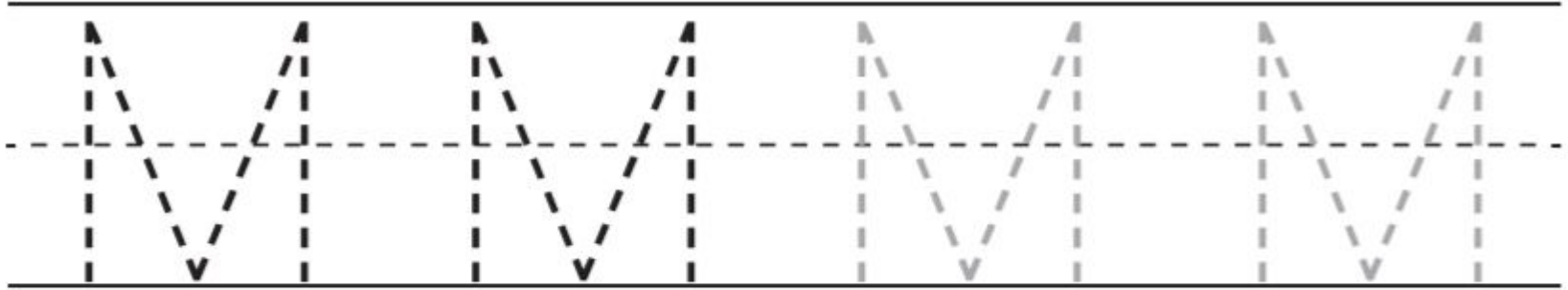
w

p

Practice tracing these lowercase letters!

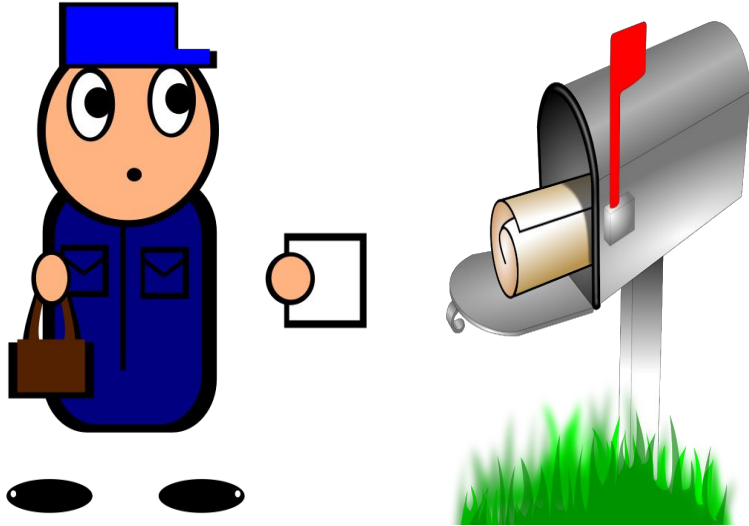


Now practice the uppercase ones!




Good Job! Let's talk about mail!

A mailman delivers mail to our mailboxes! We can get letters, money, and other goodies from the mail!





We will pretend to mail some letters to practice our /m/ sound!







Word list:

1. Mad face
2. Hammer
3. Farmer
4. Milk
5. Farm
6. Mouse
7. Money
8. Mummy
9. Mom
10. M (the letter)

Use items on the next page to finish the sentence!

<p>Mail</p> 	<p>me</p> 	<p>a</p>	
---	---	----------	--



Self Check:

Kids, how did you feel about this lesson?



Parents:

- Check the mail with your children to get some extra practice.
- Mail a letter to a friend or family member!