



Speech and Language Virtual Learning

/p/ Lesson

May 2020



Sound System

Lesson: May 2020

Learning Target:

Students will practice tracing the letter “p” and then produce the /p/ sound in all positions within short phrases.

Background: This is a worksheet to practice production of the /p/ sound.

- Students will review and trace the letter “p.”
- Students will then practice producing the sound in all word positions, using short phrases.

Warm up:

1. A good review of the letter and sounds!
<https://youtu.be/14hXRz94jRQ>
2. Here's a song about treasure hunting!
<https://youtu.be/SNc4XtRG63o>

Let's review! What does the /p/ sound look like?

m

w

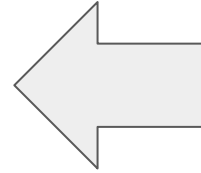
p

If you circled this one, good job!

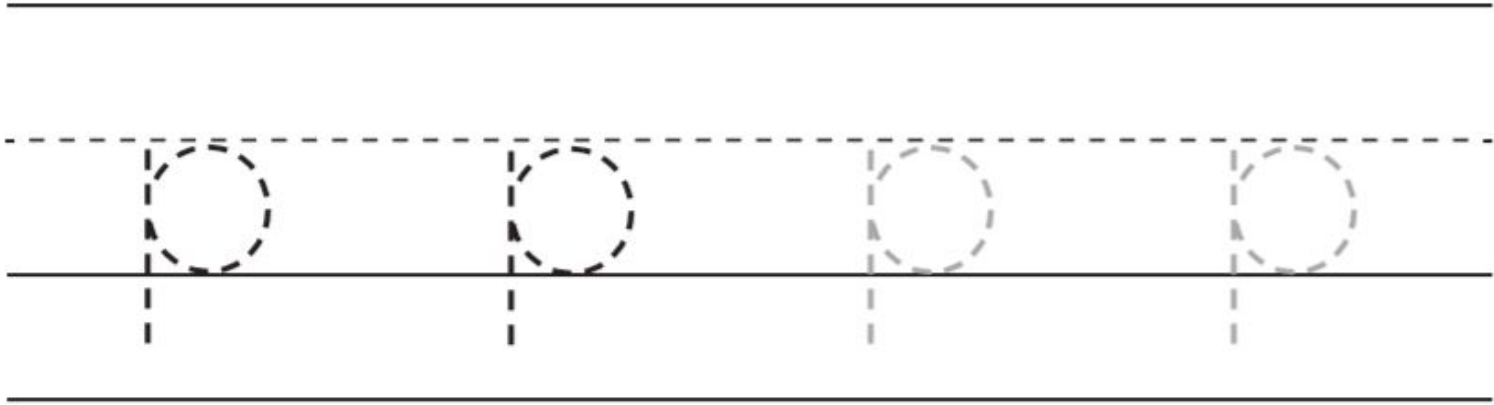
m

w

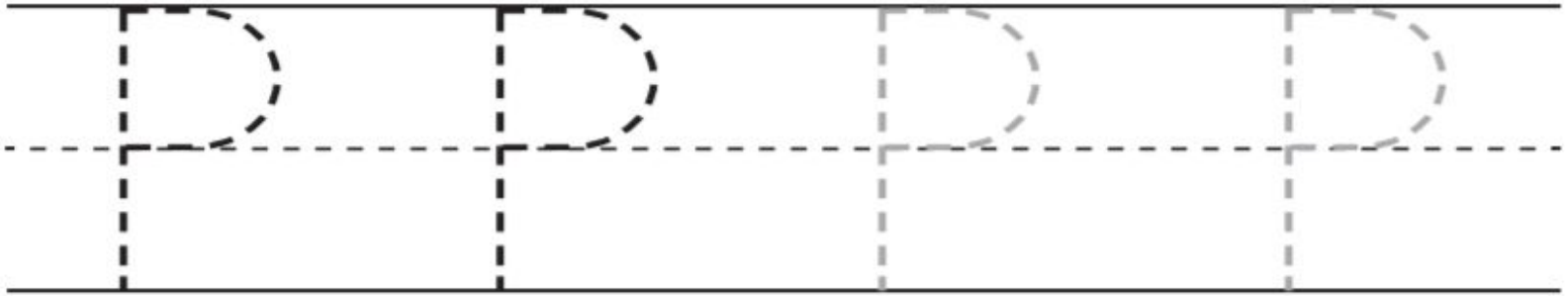
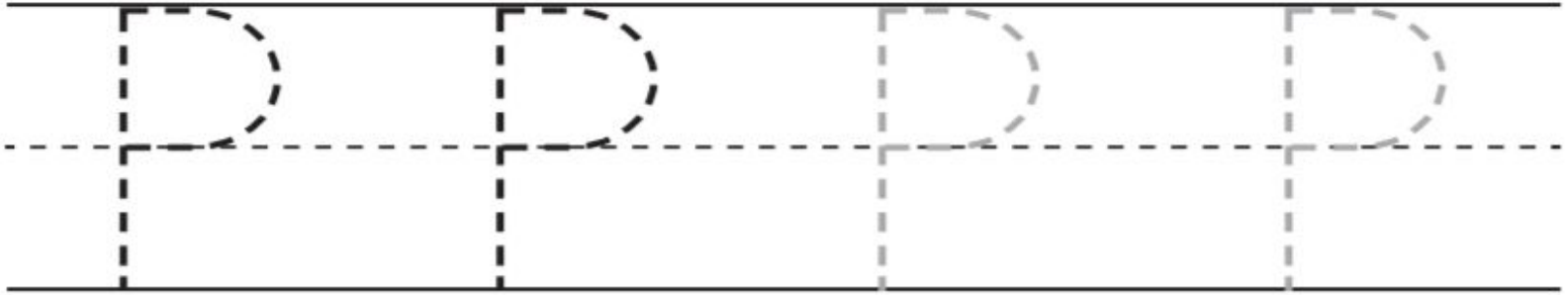
p



Practice tracing these lowercase letters!




Now do the uppercase letters!

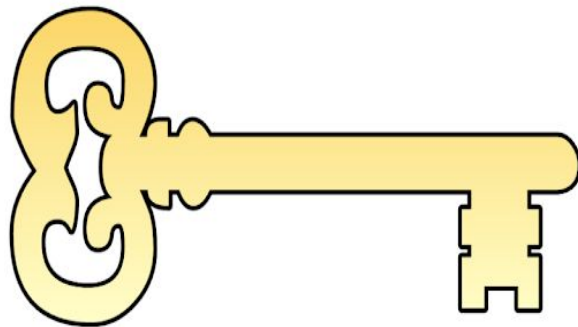


Let's hunt for some treasure!

This is a chest! We open it with a key!




Tell your parents “please open it!” for each chest. Then use the key to unlock it and name what’s inside!





Word list:

1. Pants
2. Apple
3. Pillow
4. Map
5. Happy
6. Sheep
7. Pig
8. Pizza
9. Tape
10. Paper

Please open it!




“I see _____ and _____!”




Please open it!




“I see _____ and _____!”




Please open it!



“I see _____ and _____!”




Please open it!




“I see _____ and _____!”

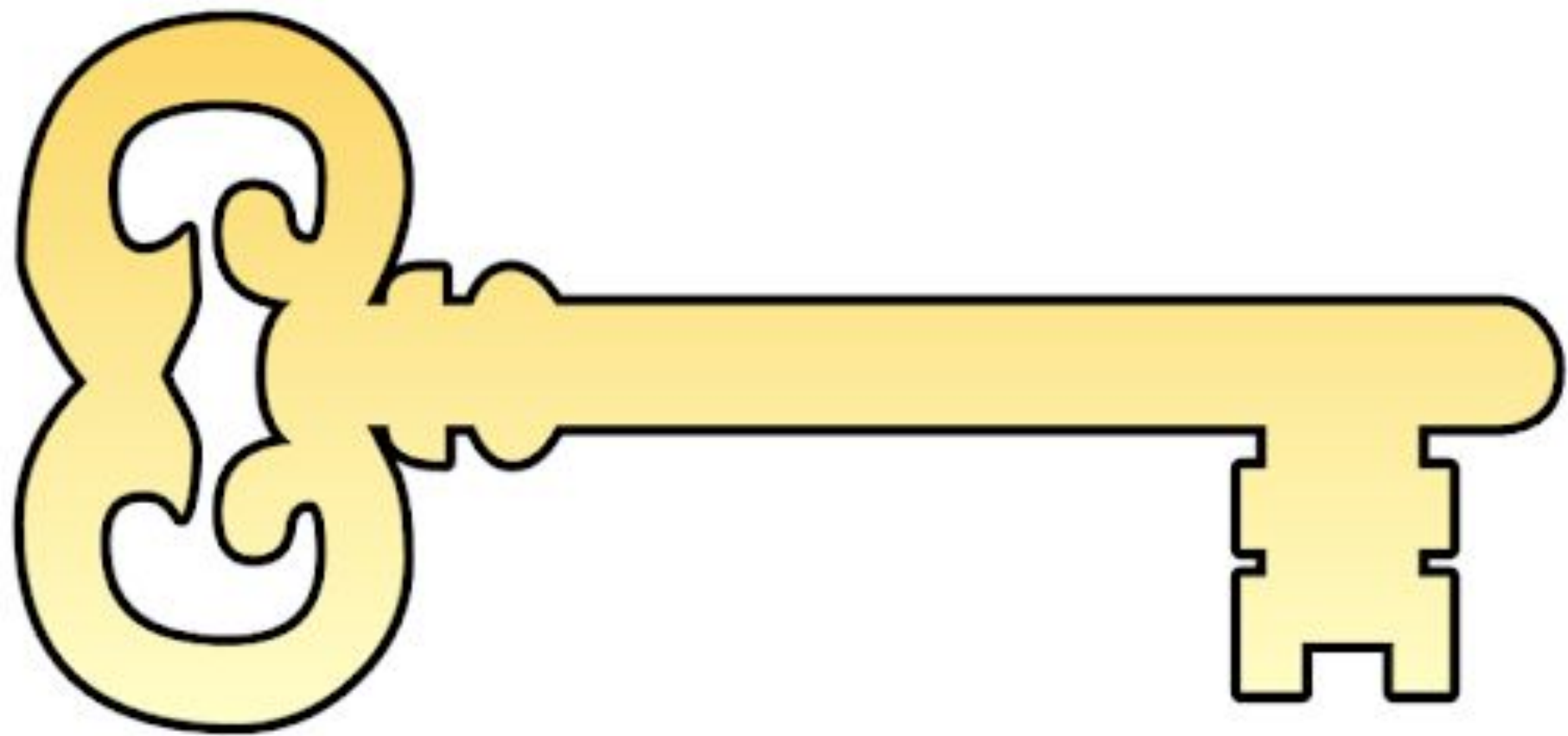


Please open it!



“I see _____ and _____!”





Self Check:

Kids, how did you feel about this lesson?



1. Was this lesson?

- ☐ easy
- ☐ just right
- ☐ hard

2. Go on a treasure hunt at home! Hide a container with coins or anything else!