



**Academic Readiness Adaptive Virtual Learning**

**ECSE**

**Same and Different**

**May 15, 2020**



# Early Childhood Special Education Adaptive Lesson: May 15, 2020

## **Learning Target:**

Students will learn how people are the same and different.

## **Let's Get Started:**

[Daniel Tiger--Daniel and His Friends](#)

People move from place to place in different ways.



Some people use leg braces or a wheelchair to get around.  
It's ok to move in different ways.

## Practice:

What makes the children look the same?



What makes the children look different?

## Practice:

Which child is wearing glasses?



Some people wear glasses to help them see better.  
It's ok to wear glasses.

## Practice:

Which child has curly hair?



Some people have straight, curly, or wavy hair.  
It's ok to have different types of hair.



## Practice:




Do these boys look the same?



Yes, these boys look the same.  
They are twins.

## Activity:

Make a face shape on a piece of paper. Now, think of ways you can make them look the same and different. Think about eye and hair color. Also, think about nose shapes, hair length, and big or little ears.





## Self Check:

Check students answers.



1. Was this lesson?

easy

just right

hard

2. Ask your child to find some things in your house that looks the same/different.