



Speech/Language Virtual Learning

Friday Fun Activity: Ice Cream

May 2020




Lesson: May 2020

Objective/Learning Target:


- Students will use descriptive words to describe ice cream.
- Students will increase vocabulary skills by naming different flavors of ice cream.

Warm Up Activity:

Do You Like Broccoli Ice
Cream?




Lesson:




Ice cream is cold.






Ice cream is creamy.





Ice cream is sweet.






Ice cream is yummy.



Practice: Find the pictures that describe ice cream.



sweet



creamy



yucky!



sour



cold



hot



crunchy



yummy!

Check your answers.



sweet



creamy



hot



crunchy



yucky!



sour



cold



yummy!

Lesson: Name the different flavors of ice cream.



vanilla



chocolate



strawberry



chocolate chip

What other flavors can you think of?

Activity: Print and color your favorite ice cream.



Activity: Follow the directions to make ice cream.

1.



Put $\frac{1}{2}$ cup of half and half into a zip-lock sandwich bag.

2. **Add**

$\frac{1}{2}$ teaspoon vanilla



1 tablespoon sugar



shutterstock.com • 129192602

3. **Close** the bag tightly. Try to get most of the air out.



Put the small bag into another zip-lock sandwich bag and seal it tightly.

4. **Put** the sandwich bags into a gallon sized zip-lock bag.



Add ice to fill the large bag.

5. **Put** 2 tablespoons of salt into the bag with the ice. Seal tightly.



Shake for 8 minutes.

6. Carefully **remove** the small bags. **Open** and pour into a bowl.



Enjoy!

Self Check:



Kids, how did you feel about this lesson?

Was this lesson?

- fun
- just okay
- boring