



Speech and Language Virtual Learning

/m/ Lesson

May 2020



Sound System
Lesson: May 2020

Learning Target:

Students will test phonemic awareness and then practice the /m/ sound in all word positions, within short phrases.

Background: This is a worksheet to practice production of the /m/ sound.

- Students will participate in auditory discrimination activity and listen for /m/ sound.
- Students will then produce the sound in all word positions within short phrases.

Warm up:

1. Listen to this song about taking pictures!

<https://youtu.be/OBSx0laWFZk>

2. And here's another one!

<https://youtu.be/SswV7u1iZJM>


Time for a listening test

Mom or dad will read a list of words to you!
Please raise your hand when you hear the
/m/ sound!



Remember:

- Lips are closed. Look at their lips when they are saying the words for help!
- Voice is on! It's a noisy sound
- It sounds like when someone eats something yummy! Mmmmmmm!



Listen for /m/ at the beginning!

1. Cat
2. Mom
3. Mat
4. Silly
5. Sick
6. More
7. Taco
8. Lilly
9. May
10. Mine
11. No
12. Far
13. Go
14. Molly
15. Milk
16. Pot
17. Boy
18. Mint
19. Me
20. Muffin

Listen for /m/ at the end!

1. Tack
2. Farm
3. Kiss
4. Hot
5. Climb
6. Time
7. Hat
8. Sack
9. Team
10. Shoot
11. Son
12. Kite
13. Lamb
14. Sign
15. Cool
16. Ham
17. Boom
18. Lime
19. Dog
20. Fun

Listen for /m/ in the middle

1. Ham**mm**er
2. Silver
3. Tim**mm**er
4. Laughing
5. Sw**mm**er
6. Shiny
7. Table
8. Sa**mm**y
9. Ocean
10. Jacket
11. Tim**mm**y
12. Mu**mm**y
13. Pillow
14. Lem**mm**on
15. Apple
16. Su**mm**er
17. Treehouse
18. Backpack
19. Pencil
20. Marker

Good Job! Let's talk about cameras!

We use a camera to take pictures!



Name the pictures in the camera! Then use the sentence strip to practice the words in phrases.




Word list:


1. Summer
2. Mint
3. Man
4. Llama
5. Broom
6. Home
7. Diamond
8. Moon
9. Numbers
10. Boom

Use items on the next page to finish the sentence!



my



camera







Self Check:

Kids, how did you feel about this lesson?



Parents:

- Practice taking pictures of items with your phone camera!
- Help name the pictures and specifically find those with an /m/ them!