



Academic Readiness Math Virtual Learning

ECSE

Shape Identification

May 19, 2020



Early Childhood Special Education Math

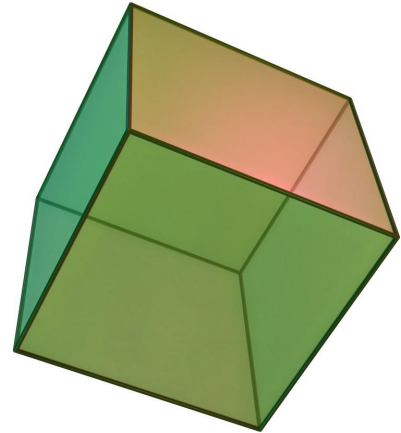

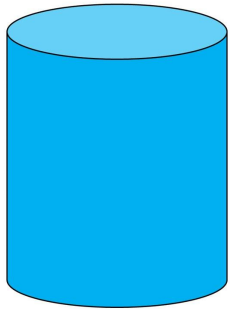
Lesson: May 2020

Learning Target:
Students will identify 2 & 3D shapes

Let's Get Started:
Watch Video: [Sing Along Shape Song](#)
[Shawna's 3D Shapes](#)



Practice:

What shape is the cake?






Practice:

What shape is the piece of pie?






Practice:

What shape is the cookie?



Practice:


What shape is the ice cream cone?



Activity:

Shape Stamping -

- If using washable or tempera paint stamp toys or other materials onto a piece of paper.
- If using watercolors draw a shape on a piece of paper and have your child paint.
- Talk about staying in the lines.



Extension Activity - [Matching Shapes Game](#)

Self Check:

Check student answers.



1. Was this lesson?

☐ easy

☐ just right

☐ hard

2. Find objects around your house and name the shape.