



# Speech/Language Virtual Learning

# **Vocabulary: Negatives**

May 2020



Lesson: May 2020

**Objective/Learning Target:** The student will understand the basic concept of “not.”

**Background:** Understanding the concept of “not” is essential for following directions, categorizing items and making comparisons.

**Warm Up:** Play this classic game with Kermit the Frog.




One of These Things is  
Not Like the Others

Lesson:


Which one is **not** blue?



This balloon is **not** blue. It is yellow.



Which one is **not** round?



A book is **not** round. It is a rectangle.



Which one is **not** a pencil?






This is **not** a pencil. It is a pen.



Which one is **not** a food?



Shoes are **not** food. They are clothes.



Which one is **not** a cat?



This is **not** a cat. It is a dog.



Which one is **not** a tool?



A bike is **not** a tool. It is a toy.



Which one is **not** a flower?

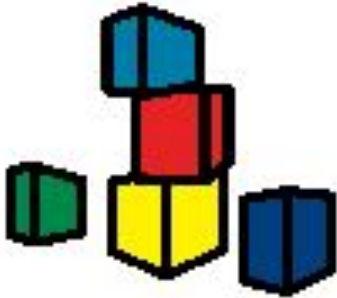




A bird nest is **not** a flower. It is a home for birds.



Which one is **not** a toy?



A toothbrush is **not** a toy. It is for cleaning your teeth.




Which one is **not** an animal?




A chair is **not** an animal. It is furniture.



Which one is **not** cold?



The stove is **not** cold. It is hot.



Which one is **not** clothes?





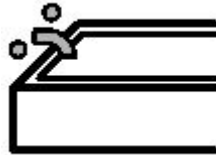
An apple is **not** clothes. It is food.



**Practice:** Find three things that are **not** in the summer.



Find 3 things that do **not** belong in your classroom at school.



## Self Check:

Kids, how did you feel about this lesson?



### 1. Was this lesson?

- easy
- just right
- hard