



Academic Readiness Math Virtual Learning

ECSE

Smores

May 22, 2020



Early Childhood Special Education Math

Lesson: May 22, 2020

Learning Target:

Students will be able to identify preposition words.

Let's Get Started:

[Where is it? Preposition Words - In, On, Under](#)


This is a smore. Check out the video!

[How do you make a smore?](#)




Practice:

Is this graham cracker on top or under the chocolate?




Practice:

Is the marshmallow on top or under the chocolate?




Practice:

Is the graham cracker on top or under the marshmallow?



Practice:

Is the chocolate on top or under the marshmallow?



Activity:

Activity 1: Give each child a large box or pillow case.

Ask them to:

- Put the box in front of you.
- Jump over the box/pillow case.
- Stand next to the box.
- Stand in the box.

Activity 2: Find a small container and use a favorite toy.

Ask them to:

- Put the toy in the box.
- Put the toy on top the box.
- Put the toy next to the box.
- Put the toy under the box.



Extension Activity: Making S'mores!

Ingredients:

- 2 Graham Crackers
- 1 Piece of Chocolate
- 1 Marshmallow



Microwave S'mores

1. On a paper towel, place graham cracker.
2. Top with chocolate and marshmallow.
3. Place in Microwave for 15 seconds or until marshmallow puffs.
4. Add other graham cracker.

Campfire S'mores

1. Prepare a campfire.
2. Break graham cracker in half, place chocolate on top of cracker.
3. Place marshmallow on a roasting stick.
4. Hold over the heat, rotating often, until completed how you prefer.
5. Place on top of chocolate, add another graham cracker.

Self Check:

Check students answers.



1. Was this lesson?

easy

just right

hard

2. What preposition words can you talk about when making other foods?