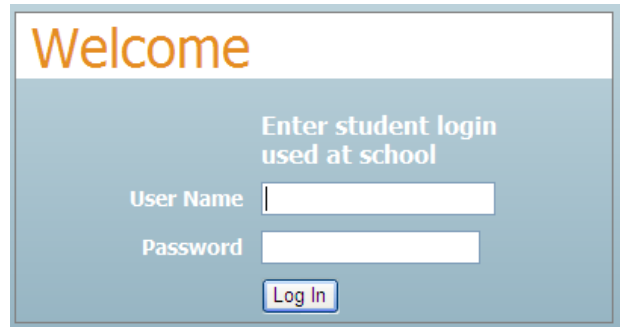


Renaissance Place™ Home Connect™

To log in to Home Connect, go the school's website: <http://schools.indep.k12.mo.us/williamsouthern> and click on

Home Connect-AR under the 

You will need to know your student's 7 digit ID number (student ID number is their user name) and the password is their 6 digit birthday (mmddyy)



Welcome

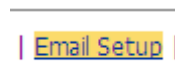
Enter student login used at school

User Name

Password

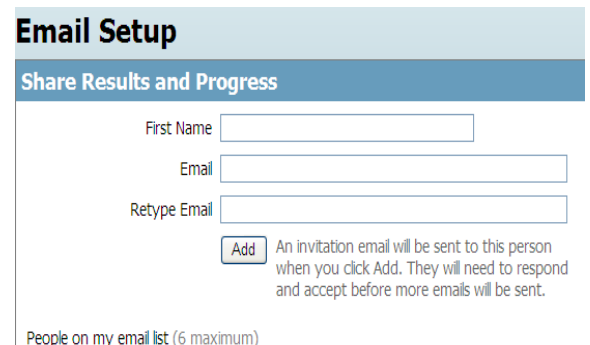
Once you are logged in

The top menu bar confirms student's name and provides a link for Email Setup



Email Setup

Allows for up to six email addresses to be entered, once the email owner accepts the invitation which is automatically sent, recipients will receive an email each time their student takes an AR quiz providing immediate feedback on quiz taken, percent correct, and points earned.



Email Setup

Share Results and Progress

First Name

Email

Retype Email

An invitation email will be sent to this person when you click Add. They will need to respond and accept before more emails will be sent.

People on my email list (6 maximum)

The initial screen shows **My Overall Progress** towards the quarterly or semester goal. The drop down arrow allows the viewer to see the **Current Marking Period** or the entire school year.

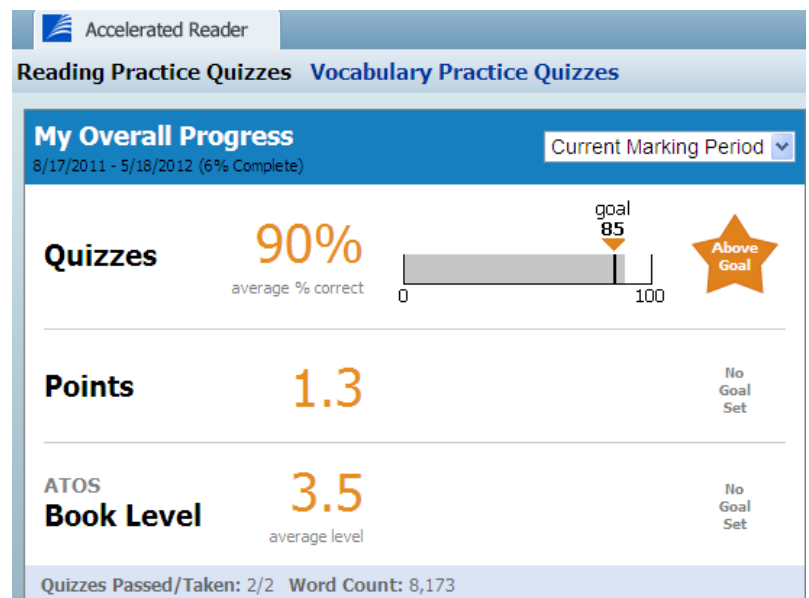
Average Percent Correct

Goal is 85% or better, but not necessarily 100%

Point Goal shows progress towards goal (providing teacher has entered goal) and is individualized for each student based on STAR test and teacher discretion

Average Book Level depends on the ZPD range which is also individualized for each student

The bottom line shows number of quizzes passed out of number taken and word count



My Last Quiz

Taken 8/31/2011



Charlie Cook's Favorite Book

By Julia Donaldson

ATOS Book Level:

3.5

Interest Level:

Lower Grades

5 of 5
Correct

100%

0.5 of 0.5
Points

0.5



[View My Bookshelf](#)

My Last Quiz Panel

This panel provides information on the last quiz taken.

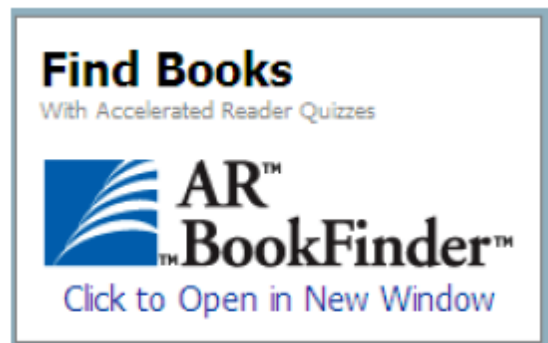
It shows the date the quiz was taken, the title and author of the book (usually with a photo of the book cover) the book level, and interest level, percentage of correct answers based on number of questions possible, and the number of points earned for this quiz.

At the bottom is a link to "View My Bookshelf" which allows user to see all books for which quizzes have been taken. Clicking on a book cover provides a synopsis of the story, the date the quiz was taken, the percent correct and the number of points possible.

In addition to showing which books they've already quizzed on, the book shelf is a great tool for students to recall books, authors, and genres they enjoyed.

AR BookFinder Link

AR BookFinder allows users to search for books based on title and author, but also on book level, interest level, and additional criteria such as topics. This is a great site to use when visiting the public library to aid in book selection. Use ARBookBag to create a list of selected books which can be printed.



Please feel free to contact your child's teacher or their Media Specialist if you have any questions.