



Math Virtual Learning

# Early Education

# Shapes

May 11, 2020




Pre-K Math  
Lesson: 05/11/2020


**Learning Target:**  
Students will make shapes.

**Let's Get Started:**  
Watch Video: [Dance with Shapes](#)


**Practice:**  
Name these shapes.




**Circle**



**Rhombus**



**Square**




**Oval**



**Rectangle**

Can you draw them in the air?



**Triangle**

# Activity:

## Marshmallow Shapes

**Materials needed:** Toothpicks, mini marshmallow/raisins/playdough.

1. Using the toothpicks and connecting tool (marshmallow, raisins, playdough), have your child make the shape.
2. Ask your child:
  - a. How many sides does that shape have?
  - b. How many lines will you need?
  - c. Are all the sides the same length?
3. Have your child choose another shape to create.

