

# ISD Early Education

Week of April 13 - 17, 2020



# Toddler

Literacy - Touch the farm animal pictures and say the sound.

Math - Create an obstacle course using items around the house. Use these words to describe your child's movement through the course: over, under, inside, around.

Science - Grow a bean.

Fine Motor/Art - Create a rainbow.

Social/Emotional - Play Simon Says.

Music/Movement - Make your own instrument with items from your house. You can use pots, pans, spoons, and boxes. Get creative!

# Preschool

Literacy - Create a name puzzle.

Math - Find ten objects. Touch and count the objects.

Science - Grow a bean.




Fine Motor/Art - Create a rainbow.

Social/Emotional - Play Simon Says.

Music/Movement - Make your own instrument with items from your house. You can use pots, pans, spoons, and boxes. Get creative!

# Old MacDonald Farm Animals

1. Touch the farm animal picture.
2. Say the animal sound that goes with the picture.



# Name Puzzle

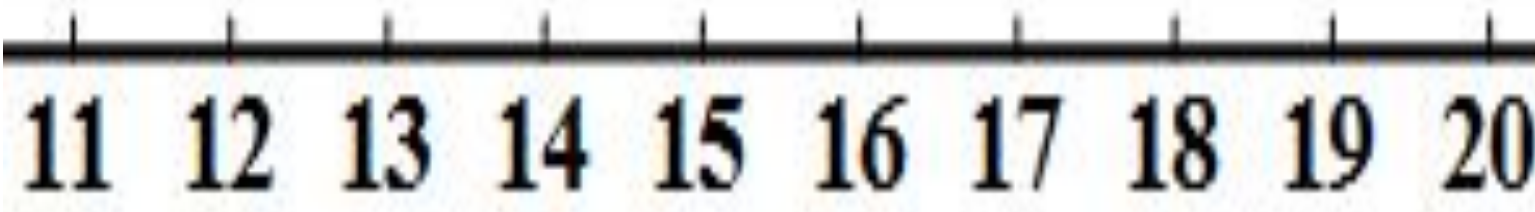

**Materials needed:** Paper, pen or marker and scissors

1. Write your child's name in the two boxes below.
2. Cut out the letters of the second box.
3. Mix up the cut-out letters.
4. Have your child place the letters on top of the first box.
5. Say the letters together.





Touch the numbers and count.



# Bean Growing Experiment

**Materials needed:** paper towel, dry beans, water, plastic baggie

1. Fold the paper towel in half (or smaller if needed).
2. Dip the paper towel into water to get damp and squeeze out excess water.
3. Open up the paper towel and place 3-5 beans on the paper towel.
4. Fold the paper towel to cover the beans and place paper towel in plastic baggie.
5. Hang the ziploc bag up on a window and watch what happens over the week.



# Observation

Draw your observations



Day 1



Day 3



Day 5



Day 7

# Create A Rainbow