

ISD Early Education

Week of May 11 - 15, 2020



Toddler

Literacy - Have your child draw in response to the writing prompt. Continue journaling daily with different prompts.

Math - Place items of various shapes into a mystery box. Without looking, have your child describe and guess the shape through feeling it.

Science - Have your child engage in water play, providing different materials for your child to explore (tin foil, measuring cups, measuring spoons, toys)

Fine Motor/Art - Have your child create their own necklace or bracelet using string and items to string with (Beads, noodles, cheerios)

Social/Emotional - Sing and play the Conscious Discipline I Love You Ritual “Wonderful Woman” with your child.

Music/Movement - Create a musical shaker with your child using beans, rice, rocks, and/or beads. Have your child use the shaker with their favorite songs.

Preschool

Literacy - Cut out the letter cards provided and play letter memory matching with your child.

Math - Place items of various shapes into a mystery box. Without looking, have your child describe and guess the shape through feeling it.


Science - Have your child do an observational drawing of birds around the house.

Fine Motor/Art - Have your child create their own necklace or bracelet using string and items to string with (beads, noodles, cheerios).


Social/Emotional - Sing and play the Conscious Discipline I Love You Ritual “Wonderful Woman” with your child.

Music/Movement - Create a musical shaker with your child using beans, rice, rocks, and/or beads. Have your child use the shaker with their favorite songs.


Journaling prompt:
Draw your favorite animal.



Cut out the cards to play
alphabet memory.



Cut out the cards to play
alphabet memory.



Ask these questions during “Shape Mystery Box”.

1. What shape do you think it is?
2. How do you know?
3. Describe the shape.
 - a. How many sides do you feel?
 - b. How many corners do you feel?
4. What item could be that shape?
5. How is that shape different from a (another shape)?

Have your child record their observational drawing here.

A large, empty rectangular box with a black border, intended for a child to draw an observational drawing. The box is positioned below the text and occupies most of the page's width and height.

Wonderful Woman



A wonderful woman lived in a shoe
Lightly brush child's arms from elbow to hand 2x

She had so many children, she knew exactly what to do.

Touch fingers one by one each child's hand for each word you say

She hugged them

Tuck your child's fingers into their palm

She rocked them

Rock both hands back and forth

She tucked them in bed.

Bring your child's hands close to their chest as if to tuck them in

"I love you, I love you" is what she said.

Give your child a hug