



# 3rd, 4th, & 5th Grade Non-English Speakers: Virtual Learning

## Food- Vegetables 1

**April 7, 2020**



# 3rd, 4th & 5th Grade Non-English Speakers ELA

## Lesson: April 6, 2020

### **Learning Target:**

Students will learn the names of vegetables  
and use them in sentences.

**Background: This is a review lesson from EL**

- Students have learned the names of various vegetables.
- Students have learned to write a sentence using the frames: I like\_\_\_\_\_. I don't like\_\_\_\_\_.
- Students have learned to say phrases like “That is a/an\_\_\_\_\_.”
- Students have learned to spell using the alphabet and their sounds.

**Let's Get Started:**

Watch Videos:


[Do You Like Broccoli Ice Cream?-Super Simple Songs](#)

[Do You Like Pickle Pudding?-Super Simple Songs](#)

# Practice #1 (Listening/Speaking/Writing):

Can you sound out and write the names of these vegetables ?

Repeat  
after me!



Use the  
pictures  
to help  
you!

## Practice #2 (Writing):

Can you write about the vegetables you like and don't like?

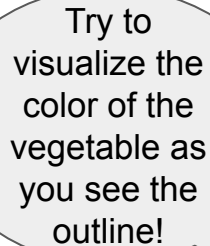
Repeat after me!

Go to this website: [Writing Sentences about Vegetables](#)

Directions:

1. Get out a piece of paper and pen/pencil.
2. Write in a complete sentence, using the pictures to help you fill in the blanks.





Try to  
visualize the  
color of the  
vegetable as  
you see the  
outline!

## Practice #3 (Speaking):


Can you guess the vegetable?

Go to this website: [Vegetable Guessing Game](#)

### Directions:

1. Watch the video and guess what the vegetable is!
2. When you know the vegetable say: That is a/an \_\_\_\_\_.
3. Keep track of how many you get correct!

**Practice on your own:**  
Click on this video:



**Directions:**

1. Guess what the vegetable is!
2. Practice saying the name of the vegetable when the song says “What is it?”.

## MORE Practice on your own:

Go to this website: [Vegetables Jigsaw Puzzle](#)

Directions:

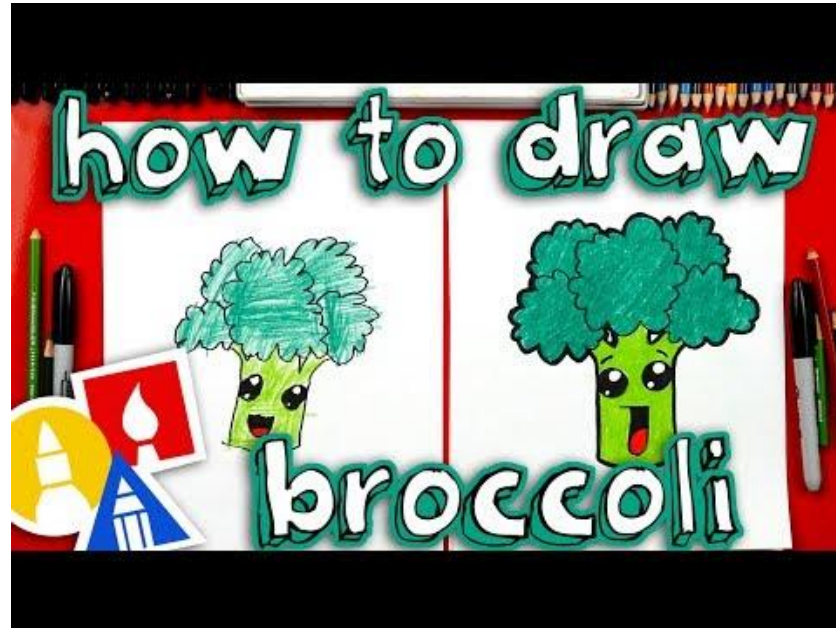
1. Complete the puzzle.
2. Find a family member and tell them the vegetables you see in the puzzle. “That is a/an \_\_\_\_\_.”
3. How many vegetables are in the puzzle?





## MORE Practice on your own:

Directions: Get a piece of paper. Follow the directions to draw a funny broccoli.



## Self Check:

Go tell someone in your home your answers.



1. Was this lesson?

- ☐ easy 
- ☐ just right 
- ☐ hard 

2. Find a vegetable in your house and tell someone if you like or don't like that vegetable.