



**ELA Virtual Learning**

**2nd Grade- Lesson of the  
Story**

**April 06, 2020**

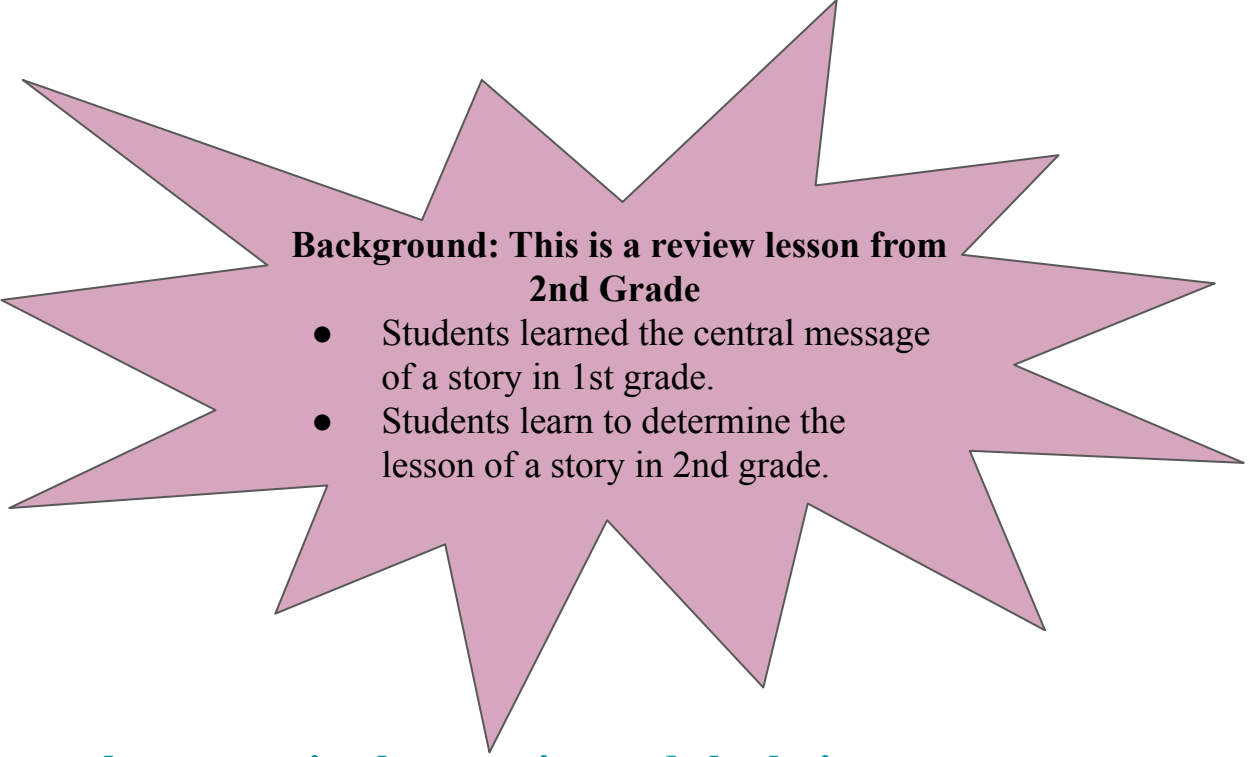
2nd Grade ELA  
Lesson: Monday April 6th

**Learning Target:**

Students will determine the lesson/central message of a story.

## Let's Get Started: Watch Videos:

1. [Anchor Lesson](#)
2. [Example finding the central message in the tortoise and the hair.](#)
3. [The Lesson/Central Message of the story is what the author wants the reader to take away from the story.](#)



**Background: This is a review lesson from  
2nd Grade**

- Students learned the central message of a story in 1st grade.
- Students learn to determine the lesson of a story in 2nd grade.

**Practice #1:**

Find the central message or moral of the story in “The Peacock”?

Watch “[The Peacock](#)”

While you are listening to the story, think about what the author is wanting you and the characters to learn.



## Practice #2:

What is the lesson/central message of “The Peacock”? Remember this is the lesson the author is trying to teach you.

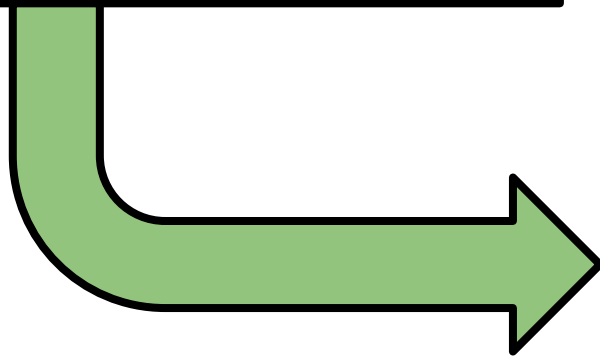
# Central Message

The author's purpose of the story, the lesson or moral they are trying to teach the reader.

Slow and steady wins the race!

### Practice #3:

What are three details that shows the main idea of the story, “The Peacock” is everyone has something good about themselves.



Remember, when finding three details look for sentences in the story that help to support the main idea.

Detail:

Example: “look your feathers are so colorful and long.”

Detail:

Detail:

**Practice on your own:**

Now that you have listened to the story “The Peacock”, we know the lesson of the story is that everybody has something good about them.

Now write about a time you learned this lesson.

A time I learned this lesson was

---

---

**Practice on your own online:**

- 1. Click on the story [‘Hoola -Hoopin Queen’](#)**
- 2. Listen to the story**
- 3. When you are done listening to the story, answer these questions.**



1. What did you and the character learn?
2. What is the lesson of the story?
3. What are 3 details that help determine the lesson of the story?



## 'Hoola-Hoopin' Queen Answer Key


1. What did you and the character learn?

It is important to have fun no matter how old you are.  
And to stay connected with your family and community.

2. What is the lesson of the story?

Have fun with your family and stay connected with your community.

3. What are 3 details that help determine the lesson of the story?
  - The grandma starts snappin' when she hears about hoola-hoopin
  - "I know who the real hoola-hoopin queen is"
  - "Even mommas hips are swinging. Everyones got the itch, the hoola-hoopin itch"



**Practice on your own online:**

**Read the story “Be Kind” and answer the questions.**

Remember when finding the central message it is important to find 3 examples in the story that show the central message.

**After Reading**

1. What did you and the character learn after reading?
2. What is the central message or lesson of the story?
3. What are 3 details that help determine the lesson of the story?

## Answer key to be Kind

### **After Reading: These are SOME answers you may have**

1. What did you and the character learn after reading?

Always be kind and be confident in your choices.

2. What is the central message or lesson of the story?

Always be kind. There is no right answer to being kind.

3. What are 3 details that help determine the lesson of the story?

- Use peoples names
- Teach someone something your good at
- Stick up for others



## MORE Practice on your own:



### Bobby's Camping Trip

Bobby was very excited! His family was going on a camping trip this weekend! His mom had made a list of items that they would need to bring and Bobby was in charge of checking each item off as she packed them in the car.

"Cooler," his mom said. "Check." Bobby replied.

"Lantern, three sleeping bags, three pillows and sunscreen," his mom rattled off. Bobby thought she was going too fast, but didn't ask her to slow down. He wanted to hurry and get to the campground. "Check, check, check," he said, checking items off of the list as fast he could. Finally they had the car packed and Bobby showed his mom the list that had all of the items checked off. "Are you sure we got them all?" his mom asked, looking worried. Bobby promised that they had everything. A couple of hours later they arrived at the campground. "It's so pretty here," Bobby's mom said, "Let's get the tent, set up, and then we can explore." But they couldn't find the tent. Bobby had been checking items off of the list too quickly and they had left the most important item behind.

We know that when we are finding the central message we are asking: What does the author want us to learn?

### After Reading

1. What did you and the character learn?
2. What is the lesson of the story?
3. What are 3 details that help determine the lesson of the story?



### After Reading

1. What did you and the character learn?  
Never be in a hurry always do the job the right way
2. What is the lesson of the story?  
Do your best or you could forget something important.
3. What are 3 details that help determine the lesson of the story?

-

## **Self Check:**

**Go tell someone in your home the main idea of one of the stories you read today.**

1. Was this lesson?

- easy,
- just right
- hard

2. Read your own stories. What is the central message/lesson in your books?

