



Writing Virtual Learning

2nd Grade Moral/Lesson of a Story

April 6, 2020



2nd Grade Writing
Lesson: April 6, 2020


Learning Target: I can determine the central message/theme or moral of the story.

Background: This is a review lesson from today's reading.

- Students learn to describe characters, setting, problem, solution and events in logical sequences in 1st grade.
- Students learn to recognize beginning, middle, and end of a story in 1st grade.
- Students retell a story's beginning, middle, and end and determine its central message, lesson, or moral in 2nd grade.

Let's Get Started:

1. Re-watch the video: [The Recess Queen](#)
2. Make a list of problems you have had at recess.



Practice #1:
Review from
Thursday:
What are the
differences
between
Theme and
moral of a story?

The image shows a handwritten note on a piece of paper, divided into two columns by a vertical red line. The title 'Theme vs. Moral' is written across the top in blue and green. The left column, titled 'Theme', lists characteristics in blue ink and includes a box for 'Common themes' with a bulleted list. The right column, titled 'Moral', lists characteristics in green ink and includes a box for 'Examples' with a bulleted list.

Theme vs. Moral

- the big idea
- the author's message
- the sum of the story's message in one to four words
- usually not stated
- can appear in the setting, characters, or action

Common themes

- overcoming challenges
- believe in yourself
- make good choices
- treat others fairly
- never give up
- good triumphs over evil
- teamwork
- courage

- a lesson to be learned
- the message revealed in a story
- usually appears at the end of a fable
- can be directly stated, implied
- teaches you something

Examples:

- slow and steady wins the race
- be happy with what you have
- think twice before you act
- be prepared

Practice #2:

What are the differences between central message and main idea?

The "theme" is the same as "moral of the story."

Teaching with a Mountain View

THEME vs. Main Idea

The **THEME** of a story is the **moral, message, or lesson** of a story. ❤️

The **MAIN IDEA** of a story tells what it is **mostly** about. (One sentence Summary)

★ Jealousy	★ Amanda always wanted the same things May had.
★ Bravery	★ Even though Tim was afraid of heights, he still went to the top of the ropes course.
★ Hard work pays off	★ Kayla spent hours on her project and got an A+.
★ It's okay to be different	★ Jack and Jill were total opposites, but they were both excellent kids.
★ Friendship	★ No matter what happened, Rachel and Jesse were always there for each other.
★ Overcome Obstacles	★ Jake was wheelchair-bound, but he made the team!

Learn how to include a theme in your own writing!

1. Click on this link: [Theme](#).
2. Take the quiz after watching the video.

Think about what new information you learned about theme.



Practice: Complete [this page](#) in your packet. Think about a time when you had a problem. What caused the problem? How was it solved? Who solved it? How did it make you feel?

Personal Narrative Problem and Solution

Think about a time when you had a problem. What caused the problem? How was the problem solved?

Who solved the problem? How did it make you feel?

PROBLEM

WHY WAS IT A PROBLEM?

WHO SOLVED THE PROBLEM?

HOW WAS THE PROBLEM SOLVED?

HOW DID IT MAKE YOU FEEL AFTER THE PROBLEM WAS SOLVED?



Remember when you are writing, to think about capital letters, punctuation and spelling!

The Sentence Song








































Sentence Song


Punctuation Explained

Writing Checklist




- Use a capital letter at the beginning of a sentence.
EX: The tree is tall.
- Use finger spaces. 
EX: I _swim_ at _the_ pool.
- Use ending punctuation.
EX: Do you have a pet? **?** **●** **!**
- Use the word wall to help you spell.
EX: I fell down. 


s 	a 	t 	i 	p 	n 	ck 
e 	h 	r 	m 	d 	g 	o 
u 	l 	f 	b 	ai 	j 	oa 
ie 	ee or 	z 	w 	ng 	v 	u 
x 	oo oo 	ch 	sh 	th th 	qu 	ou 
oi 	ue 	er 	ar 	the		




Action: Cut hand over ear and say 'ai'.




Action: Put hands on head as if ears on a donkey and say 'ee'. (This comes from the 'ee' in 'bees'.)




Action: Stand to attention and salute, saying 'ie, ie'.




Action: Bring hand over mouth as if something isn't too happy, and say 'oo'.




Action: Point to people around you and say 'ee, ee, ee'.




Action: Put hands over each other like a mixer and say 'er, er'.



Action: Put hands on head as if donkey's ears pointing down, and say 'oo'. (This comes from the 'ee' in 'bees'.)



Action: Cut hands around mouth and shout as if shouting 'oo', saying 'oi'.



Action: Press your finger in a needle and push your thumb, saying 'oi'.

All 220 Dolch words in alphabetical order

a	better	don't	get	I	many	out	she	these	wash
about	big	done	give	if	may	over	show	they	we
after	black	down	go	in	me	own	sing	think	well
again	blue	draw	goes	into	much	pick	sit	this	went
all	both	drink	going	is	must	play	six	those	were
always	bring	eat	good	it	my	please	sleep	three	what
am	brown	eight	got	its	myself	pretty	small	to	when
an	but	every	green	jump	never	pull	so	today	where
and	buy	fall	grow	just	new	put	some	together	which
any	by	far	had	keep	no	ran	soon	too	white
are	call	fast	has	kind	not	read	start	try	who
around	came	find	have	know	now	red	stop	two	why
as	can	first	he	laugh	of	ride	take	under	will
ask	carry	five	help	let	off	right	tell	up	wish
at	clean	fly	her	light	old	round	ten	upon	with
ate	cold	for	here	like	on	run	thank	us	work
away	come	found	him	little	once	said	that	use	would
be	could	four	his	live	one	saw	the	very	write
because	cut	from	hold	long	only	say	their	walk	yellow
been	did	full	hot	look	open	see	them	want	yes
before	do	funny	how	made	or	seven	then	warm	you
best	does	gave	hurt	make	our	shall	there	was	your

Self Check:

Go tell someone in your home your answers.



1. Was this lesson?

- easy,
- just right
- hard

2. What is the central message or lesson of a story? Tell someone the central message or moral of the story you planned.