



**Social Studies Virtual Learning**

**2nd Grade**  
**Communication**

**April 6, 2020**



## 2nd Grade Social Studies

### Lesson: April 6th

#### **Learning Target:**

I can identify different types of communication used a long time ago, and tell their advantages and disadvantages.

## **Background Knowledge: This is a review lesson from 1st Grade**

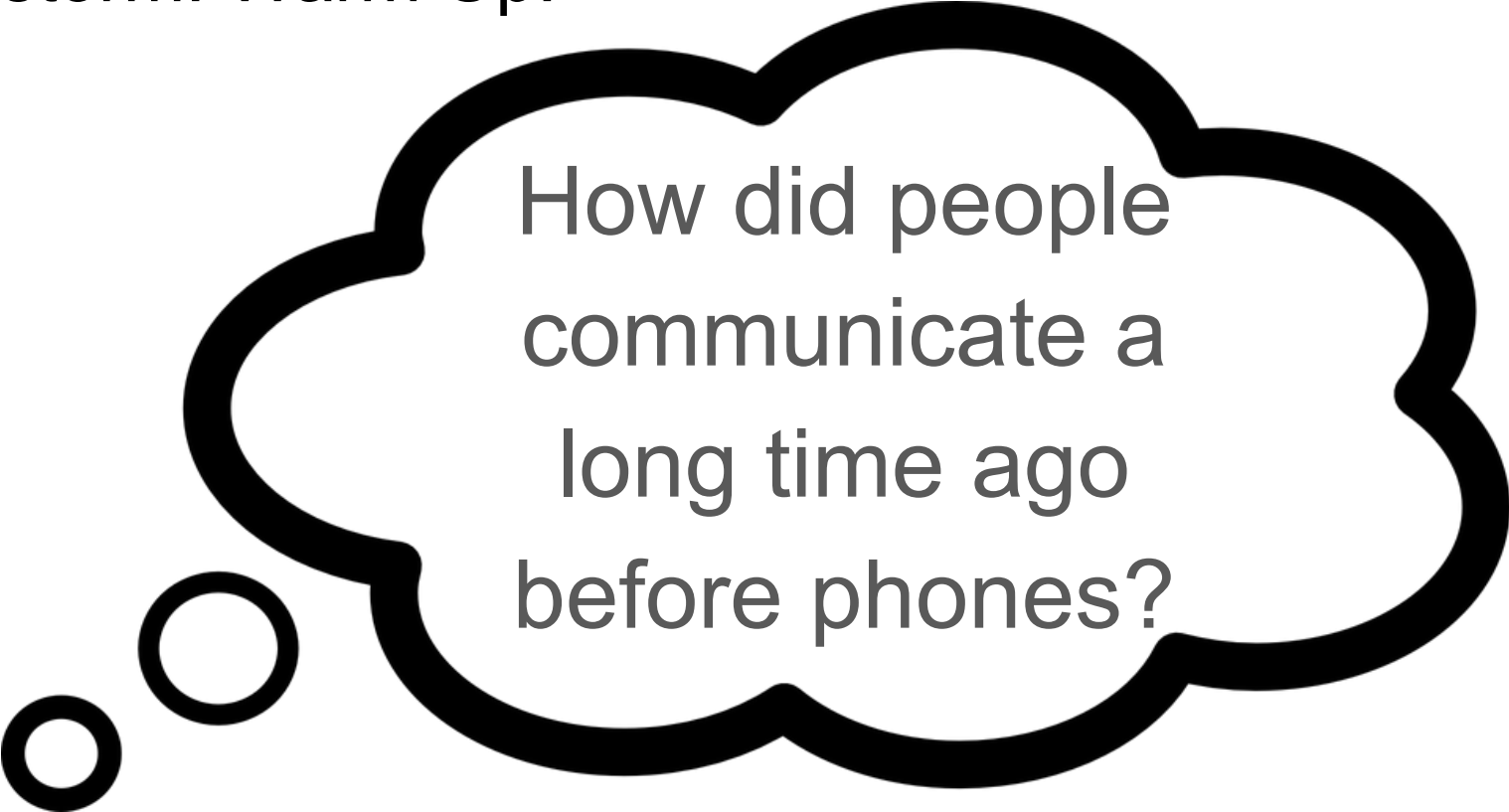
- Students learned to describe characteristics in their community such as communication and transportation networks

# Let's Get Started: Warm Up!

Watch this video to learn how communication has changed!



## Brainstorm: Warm Up!

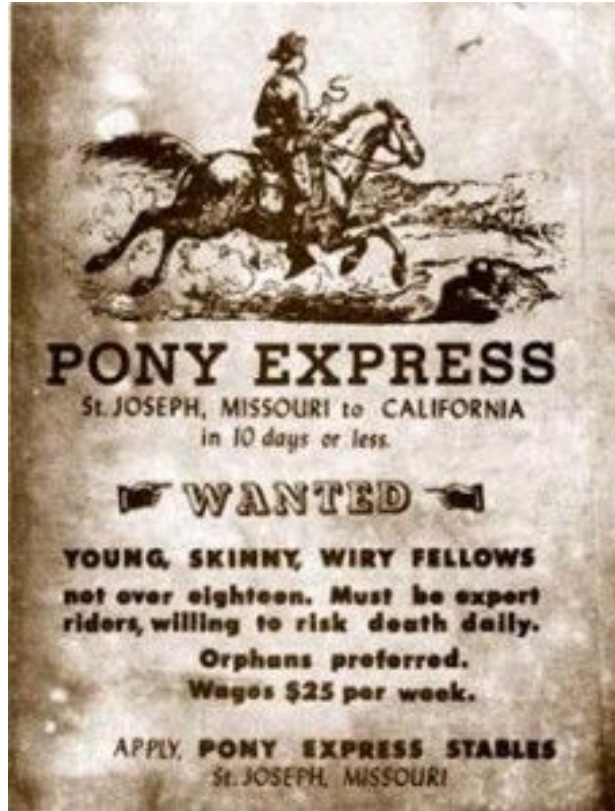


How did people  
communicate a  
long time ago  
before phones?

# The Pony Express

[Click here to learn more](#)


Look at the poster. What are you wondering?



Look at the poster. What do you notice?

# Telegraph

[Learn more about the telegraph!](#)





What is an advantage of the Pony Express?

[Click here to listen to what an advantage is!](#)

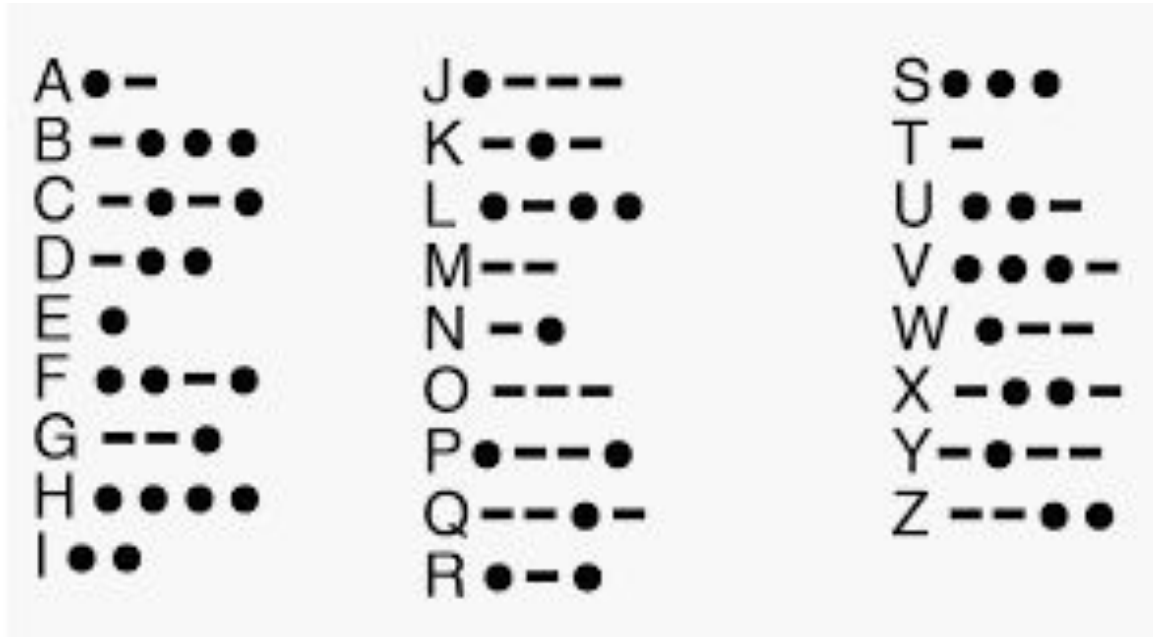
What is a disadvantage of the Pony Express?

[Click here to listen to what a disadvantage is!](#)



# Morse Code

The dots and dashes are known as Morse Code. Each letter was assigned a code.



A ● -	J ● - - -	S ● ● ●
B - ● ● ●	K - ● -	T -
C - ● - ●	L ● - ● ●	U ● ● -
D - ● ●	M - -	V ● ● ● -
E ●	N - ●	W ● - -
F ● ● - ●	O - - -	X - ● ● -
G - - ●	P ● - - ●	Y - ● - -
H ● ● ● ●	Q - - ● -	Z - - ● ●
I ● ●	R ● - ●	

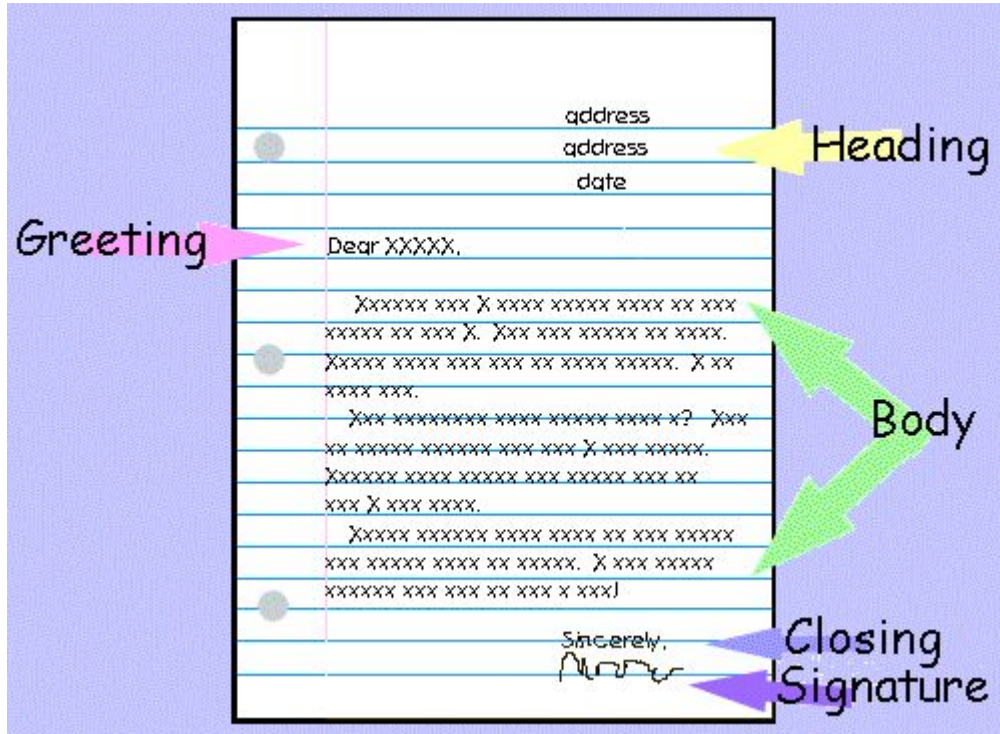
# Practice Opportunity

Use the following chart to write a message to a friend or family member.

A ● -	J ● - - -	S ● ● ●
B - ● ● ●	K - ● -	T -
C - ● - ●	L ● - ● ●	U ● ● -
D - ● ●	M - -	V ● ● ● -
E ●	N - ●	W ● - -
F ● ● - ●	O - - -	X - ● ● -
G - - ●	P ● - - ●	Y - ● - -
H ● ● ● ●	Q - - ● -	Z - - ● ●
I ● ●	R ● - ●	

... - . . . . - - - - - . . .  
means school

# Write a letter that you could have sent on the Pony Express!







[Click here to write your own friendly letter!](#)

1. Go to the website above
2. Click "Click here to make your friendly letter"
3. Add a heading, greeting, body, closing, and signature to your letter

# Types of Communication

Complete  
the first  
three rows  
of this  
worksheet  
in your  
packet

Communicate	Describe	Advantages +	Disadvantages -
<p>Word of mouth</p>  <p>(In person)</p>	<p>People have shared ideas this way for thousands of years.</p> <p>Sometimes people memorized long stories that became books.</p>		
<p>Telegraph</p> 			
<p>Letters</p> 			
<p>Emails</p> 			

## Self Check:

Go tell someone in your home your answers.



1. Was this lesson?

- easy,
- just right
- hard

2. Tell someone in your house one way people used to communicate.