



ELA Virtual Learning

2nd Grade Fluency and Vocabulary

April 07, 2020



2nd Grade ELA

Lesson: April 07, 2020

Learning Target:

Students will use text clues to determine the meaning of new words.

Students will read fluently to support understanding.

Background: This is a review lesson from 2nd Grade

- Students use text clues to determine word meanings.
- Students will read a variety of texts in order to decode word meanings.
- Students will read fluently using **appropriate** expression, punctuation, and accuracy.


Let's Get Started:

[Brainpop: Context Clues](#)
[Context Clues](#)

THIS IS YOUR TIME TO READ! READ A BOOK FOR 10 MINUTES AND THEN
PICK ONE OF THE FOLLOWING ACTIVITIES TO DO ON YOUR OWN.



PRINTABLE CHOICE BOARD



Digital Choice Board

2nd Grade ELA: Vocabulary & Fluency

Choose ONE activity a day by clicking on your choice. Start with the middle tile.

Word Collector

Collect interesting words from your story. Write the page number in your book, and what you think the word means.

Illustrations

Draw a picture to show the meaning of as many vocabulary terms as you can.

In Your Own Words

Write the vocabulary definitions in your own words.

Sentences

Choose 4 vocabulary words. Write each vocabulary word in a complete sentence. Underline the word.

Context Clues!

START HERE

Guess the Word

Choose one vocabulary word. Draw a picture that represents the word. Ask a sibling or parent to guess the word.

Find the missing word

Use clues from the sentence to find the missing word.

Silly Story Challenge

Create a silly story using your vocab words. Make sure to use complete sentences.

Flash Cards

Using your vocabulary words, create flashcards using index cards with the definition on them.

Back

Word Collector

Description

Collect interesting words from your story. Write the page number from your book, and what you think the word means.

Instructions:

Read a book or passage of your choice and write down any unknown words on paper.

Then find and write down the meaning of the word.



Self Check:

Go show someone in your house your work.



1. Was this lesson?

- easy,
- just right
- hard

Back

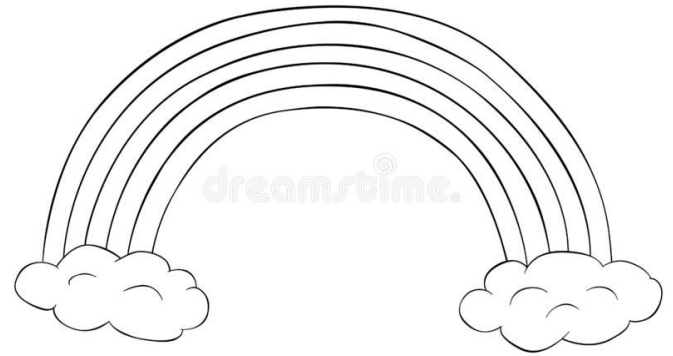
Illustrations

Description

Draw a picture to show the meaning of as many vocabulary words as you can.

Click on the link to the right to use Google Draw. Make a copy and use the tool bar at the top to create shapes, pictures and colors.

Instructions:



Rainbow: any display of the colors of the spectrum produced by dispersion of light.

[Draw It!](#)

Self Check:

Go show someone in your house your work.



1. Was this lesson?

- easy,
- just right
- hard

Back

In Your Own Words

Description

Write the vocabulary definitions in your own words.

Instructions:

Read a book and record any new vocabulary words on a piece of paper. Write definitions for these words in your own words.



Chided: chided means to get yelled at by someone.

Self Check:

Go show someone in your house your work.



1. Was this lesson?

- easy,
- just right
- hard



Back

Sentences

Description

Choose 4 vocabulary words.
Write each vocabulary word in a
complete sentence. Underline
the word.

Instructions:

- I
- her
- new
- bought

I bought my friend a new present
for her birthday.

Self Check:

Go show someone in your house your work.



1. Was this lesson?

- easy,
- just right
- hard

Back

Flash Cards

Description

Click the red link, using your vocabulary words, create flashcards using index cards with the definition on them.

Instructions:



[Flash Cards](#)

Self Check:

Go show someone in your house your work.



1. Was this lesson?

- easy,
- just right
- hard

Back

Guess the Word

Description

During reading, find two vocabulary words and draw a picture for each word to show the meaning of the words. Share your pictures with someone and let them try to guess the word!

Instructions:

Use this link, [Google Draw](#), to draw a picture that represents the two vocabulary words you found in your text. Ask a sibling or parent to guess the words using your pictures.



Self Check:

Go show someone in your house your work.



1. Was this lesson?

- easy,
- just right
- hard



Back

Find the Missing Word

Description

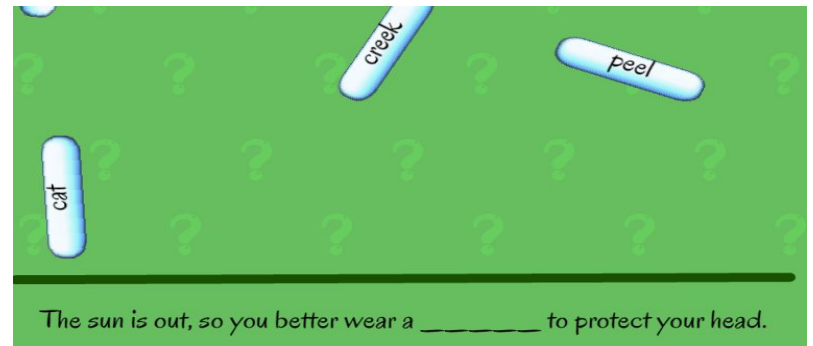
Use clues from the sentence in the game to find the missing words.

Instructions:

Find the missing word from the sentence by using clues from the sentence. Click on the floating word that best fits in the blank.

Use this link to play the game:

[Room Recess](#)



Self Check:

Go show someone in your house your work.



1. Was this lesson?

- easy,
- just right
- hard



Back

Silly Story Challenge

Description

Create a silly story using your vocabulary words. Make sure to use complete sentences.

Instructions:

St. Patrick's Day

By Susan Jones

St. Patrick's Day started as an Irish holiday and is now celebrated all over the world. A long time ago, there was an Irish priest who was named Patrick. He did many great things and one story even says that Patrick got rid of all the snakes in Ireland! People believe Patrick died on March 17th and we celebrate him and Irish pride on that day.

Many people choose to wear green on St. Patrick's Day and they also attend or walk in parades to celebrate Irish pride. Ireland is known for its beautiful green grasses, which is why green is the color of Ireland. Shamrocks and leprechauns are also popular symbols of St. Patrick's Day. The shamrock was one way Patrick taught people about his church and leprechauns are tiny, Irish fairies that are thought to have a pot of gold hidden away. Did you know that if a leprechaun is caught they cannot tell a lie? Be careful though, leprechauns are thought to be very tricky!

Do you celebrate St. Patrick's Day at home or in school? How have you seen people celebrate the holiday?



Self Check:

Go show someone in your house your work.




1. Was this lesson?

- easy,
- just right
- hard

Back

Context Clues!



Instructions:

Read through the following slides to learn how to use Context Clues.



PRACTICE #1

The dog **romped** in the yard.

What does the word **romped** mean?

Clue #1- I know yards are outside, so I know the dog is outside.

Clue #2- I know that dogs play outside.

If a dog is playing outside, **romped** probably means playing energetically.



PRACTICE #2



The children were **chided** by their parents when they got into the cookie jar without permission.

What does the word **chided** mean?

Clue #1- I know that without permission means that the children should not be in the cookie jar.

Clue #2- If I got a cookie without permission, I would get in trouble.

Chided probably means to get in trouble.

PRACTICE #3

The girl was **considerate**, she was kind to help her friend when she fell off of her bike.

What does the word **considerate** mean?

Clue #1- I know that kind means nice.

Clue #2- I know that the girl is helpful.

Considerate probably means kind and helpful.

PRACTICE #4

Unlike my parents who love classical music, I **detest** it.

What does the word **detest** mean?

- A. Love
- B. Enjoy
- C. Dislike
- D. Listen to

PRACTICE #4

Unlike my parents who love classical music, I **detest** it.

What does the word **detest** mean?

- A. Love
- B. Enjoy
- C. Dislike
- D. Listen to

Self Check:

Go show someone in your house your work.



1. Was this lesson?

- easy,
- just right
- hard