



Writing Virtual Learning

# 2nd Grade : Central Message/Theme

April 7, 2020



2nd Grade Writing  
Lesson: April 7, 2020


**Learning Target:**  
**I can determine the central message/theme of the story.**

**Background: This is a review lesson from reading.**

- Students learn to describe characters, setting, problem, solution and events in logical sequences in 1st grade.
- Students learn to recognize beginning, middle, and end of a story in 1st grade.
- Students retell a story's beginning, middle, and end and determine its central message, lesson, or moral in 2nd grade.

**Let's Get Started:**

1. [Re-watch the reading video](#)
2. Write about a problem you solved.



## Practice #1:

### Theme Vs. Main Idea

What differences do you notice between a text's theme and main idea?

Remember, "theme" is the same as "central message."

Theme	vs. Main Idea
The <b>THEME</b> of a story is the <b>moral, lesson, or message.</b>	The <b>MAIN IDEA</b> of a story tells what it is <b>mostly</b> about. (One sentence summary.)
* <b>Actions speak louder than words.</b>	* <b>Connor</b> was always getting in trouble and making excuses.
* <b>It's okay to be different.</b>	* <b>Laura and Jane</b> are very different, but still close friends.
* <b>Be compassionate</b>	* <b>Travis and his friends</b> had fun plans, but decided to volunteer instead.
* <b>Teamwork</b>	* The <b>team</b> won the game when they worked together.

## Guided Practice:

Listen to these stories and think about what the theme or central message is.

### The Curious Monkey

What is the central message in *The Curious Monkey*?

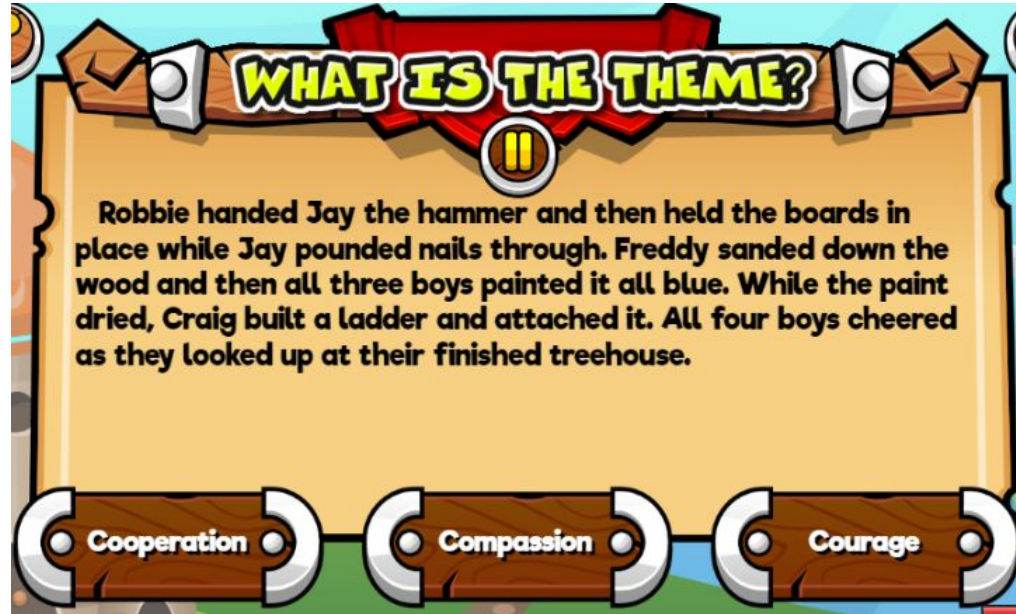
### The Thirsty Crow

What is the central message in *The Thirsty Crow*?

Practice on your own:

Go to this website:

[Kid Heroes Theme | Story Theme Games Online](#)



**WHAT IS THE THEME?**


Robbie handed Jay the hammer and then held the boards in place while Jay pounded nails through. Freddy sanded down the wood and then all three boys painted it all blue. While the paint dried, Craig built a ladder and attached it. All four boys cheered as they looked up at their finished treehouse.

Cooperation      Compassion      Courage

Read the passage, then choose the theme that matches.

Practice:

Complete [this page](#) in your packet. Think about the central message in the story, or the lesson. Remember to use complete sentences and explain your thinking.



## The Lion and the Mouse

Directions: Read the fable and write the moral below.



### The Lion and the Mouse

by Aesop

A Lion lay asleep in the tall grass, when a tiny gray Mouse came through the grass and accidentally bumped into the Lion's nose. The Lion, angry to be woken from his nap, placed his huge paw on the Mouse to eat her.

"Don't eat me!" begged the Mouse. "Please let me go and some day I will repay you."

The Lion did not think that a little Mouse could ever help a huge Lion, but he laughed at the idea and let the Mouse go.

A few days later, the Lion was caught in the ropes of a hunter's net. Unable to free himself, he began to roar angrily. The Mouse followed the voice and found the Lion stuck in the net. She grabbed one of the big ropes around him, and chewed it until it broke. The Lion was free!

What do you think is the moral of the story? Why?

---

---

---

---

---




Remember when you are writing, to think about capital letters, punctuation and spelling!






The Sentence Song

Sentence Song


















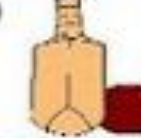





















Punctuation Explained (by Punctuation)









## Writing Checklist



- Use a capital letter at the beginning of a sentence.  
EX: The tree is tall.
- Use finger spaces.   
EX: I \_swim\_ at \_the\_ pool.
- Use ending punctuation.  
EX: Do you have a pet?   
- Use the word wall to help you spell.  
EX: I fell down. 



s 	a 	t 	i 	p 	n 	ck 
e 	h 	r 	m 	d 	g 	o 
u 	l 	f 	b 	ai 	j 	oa 
ie 	ee or 	z 	w 	ng 	v 	u 
x 	oo oo 	ch 	sh 	th th 	qu 	ou 
oi 	ue 	er 	ar 	the		





## All 220 Dolch words in alphabetical order

a	better	don't	get	I	many	out	she	these	wash
about	big	done	give	if	may	over	show	they	we
after	black	down	go	in	me	own	sing	think	well
again	blue	draw	goes	into	much	pick	sit	this	went
all	both	drink	going	is	must	play	six	those	were
always	bring	eat	good	it	my	please	sleep	three	what
am	brown	eight	got	its	myself	pretty	small	to	when
an	but	every	green	jump	never	pull	so	today	where
and	buy	fall	grow	just	new	put	some	together	which
any	by	far	had	keep	no	ran	soon	too	white
are	call	fast	has	kind	not	read	start	try	who
around	came	find	have	know	now	red	stop	two	why
as	can	first	he	laugh	of	ride	take	under	will
ask	carry	five	help	let	off	right	tell	up	wish
at	clean	fly	her	light	old	round	ten	upon	with
ate	cold	for	here	like	on	run	thank	us	work
away	come	found	him	little	once	said	that	use	would
be	could	four	his	live	one	saw	the	very	write
because	cut	from	hold	long	only	say	their	walk	yellow
been	did	full	hot	look	open	see	them	want	yes
before	do	funny	how	made	or	seven	then	warm	you
best	does	gave	hurt	make	our	shall	there	was	your

## Self Check:

Go tell someone in your home your answers.



1. Was this lesson?

- easy,
- just right
- hard

2. What is a central lesson? Tell someone the central message you learned from “The Lion and the Mouse.”