



Writing Virtual Learning

2nd Grade: Main Idea

April 10, 2020



2nd Grade Writing

Lesson: April 10, 2020

Learning Target:

Students will identify the main idea and supporting details.

Background: This is a review lesson from 2nd Grade

- Students learn to retell main ideas in sequence including key details in 1st grade.
- Students learn to sequence ideas into sentences and stay on topic throughout the text in 1st grade.
- Students learn to generate paragraphs with one main idea in 2nd grade.

Let's Get Started:

Watch Videos:

1. [Brain Pop Jr: Main Idea](#)

Practice Main Idea

Lets Practice!



[Click here](#) to learn more about having a main idea in your writing.

Practice: Complete [this page](#) in your packet. Determine the main idea in the text and 3 supporting details.

The **main idea** is the most important point of the message the author wants to share. Figuring out that **main** point helps us better understand what we read. The **main idea** can usually be stated in a few words or a sentence, and the other information in a passage explains the **main idea**. These are known as supporting details.

Learning About the Ocean

Directions:

Underline or highlight the main idea in the text. Look back at the text to complete the sentences at the bottom of the page.

The ocean is important to all living things. More than 70 percent of Earth's surface is covered by oceans. If you saw Earth from outer space, it would look similar to a blue marble. That's a lot of water! The ocean is the Earth's largest habitat.



There is only one world ocean and five ocean basins. The water in the world ocean flows between the ocean basins, just like air moves around on land.

About one million types of animals live in the ocean. Different animals live in different parts of the ocean depending on what they need to stay alive.

It's important that humans take care of the ocean so it stays healthy for years to come. One way to help the ocean is to pick up trash on the beach.

The ocean is important to all living things. Over half of the Earth's surface is covered by the ocean. Scientists have only explored 5 percent of the ocean. There is still so much left to explore!

The topic of the text is _____.

The main idea of the text is _____.

Key Detail #1

Key Detail #2

Key Detail #3

Remember when you are writing, to think about capital letters, punctuation and spelling!

The Sentence Song


















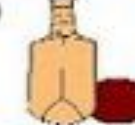





















Sentence Song


Punctuation Explained (by Punctuation)

Writing Checklist




- Use a capital letter at the beginning of a sentence.
EX: The tree is tall.
- Use finger spaces. 
EX: I _swim_ at _the_ pool.
- Use ending punctuation.
EX: Do you have a pet?   
- Use the word wall to help you spell.
EX: I fell down. 


s 	a 	t 	i 	p 	n 	ck 
e 	h 	r 	m 	d 	g 	o 
u 	l 	f 	b 	ai 	j 	oa 
ie 	ee or 	z 	w 	ng 	v 	u 
x 	oo oo 	ch 	sh 	th th 	qu 	ou 
oi 	ue 	er 	ar 	the		




Author: Lisa Hogg, illustrated by Gill Hill




Author: Lisa Hogg, illustrated by Gill Hill



Author: Lisa Hogg, illustrated by Gill Hill




Author: Wang Xiaohua, illustrated by Catherine




Author: Todd LaParo, illustrated by Gill Hill



Author: Todd LaParo, illustrated by Gill Hill



Author: Catherine Hill, illustrated by Gill Hill



Author: Lisa Hogg, illustrated by Gill Hill



Author: Catherine Hill, illustrated by Gill Hill

All 220 Dolch words in alphabetical order

a	better	don't	get	I	many	out	she	these	wash
about	big	done	give	if	may	over	show	they	we
after	black	down	go	in	me	own	sing	think	well
again	blue	draw	goes	into	much	pick	sit	this	went
all	both	drink	going	is	must	play	six	those	were
always	bring	eat	good	it	my	please	sleep	three	what
am	brown	eight	got	its	myself	pretty	small	to	when
an	but	every	green	jump	never	pull	so	today	where
and	buy	fall	grow	just	new	put	some	together	which
any	by	far	had	keep	no	ran	soon	too	white
are	call	fast	has	kind	not	read	start	try	who
around	came	find	have	know	now	red	stop	two	why
as	can	first	he	laugh	of	ride	take	under	will
ask	carry	five	help	let	off	right	tell	up	wish
at	clean	fly	her	light	old	round	ten	upon	with
ate	cold	for	here	like	on	run	thank	us	work
away	come	found	him	little	once	said	that	use	would
be	could	four	his	live	one	saw	the	very	write
because	cut	from	hold	long	only	say	their	walk	yellow
been	did	full	hot	look	open	see	them	want	yes
before	do	funny	how	made	or	seven	then	warm	you
best	does	gave	hurt	make	our	shall	there	was	your

Self Check:

Go tell someone in your home your answers.



1. Was this lesson?

- easy,
- just right
- hard

2. Tell someone the main idea and details of “Learning About the Ocean.”