



Writing Virtual Learning

**2nd Grade : Problem/Solution and
Central Message**

April 8, 2020



2nd Grade Writing

Lesson: April 8, 2020

Learning Target:

I can determine the beginning, middle and end of a story.

I can determine the central message of a story.

I can locate story elements


Background: This is a review lesson from 2nd Grade

- Students learn to describe characters, setting, problem, solution and events in logical sequences in 1st grade.
- Students learn to recognize beginning, middle, and end of a story in 1st grade.
- Students retell a story's beginning, middle, and end and determine its central message, lesson, or moral in 2nd grade.

Let's Get Started:

1. [Re-watch the video:](#)

2. What does this mean: You cannot judge a book by its cover.






Practice: Choose a book from home or [Storyline Online](#), then think about the story's beginning, middle and end using this reading response to help you with your thinking.

[Watch this video to learn about the parts of a story.](#)

Beginning/Middle/End
Story Sequence

Title: _____ Author: _____





Beginning	Middle	End
		

Watch [this video](#) to learn more about problems and solutions.

Practice #2:
[Listen to this story](#), then think about the story elements. Use this to help guide your thinking.

Name: _____

Elements of a Fairytale

 Characters	 Setting	
Beginning	Middle	End
 Problem	 Solution	

©TheArmyEducator

[Click here](#) to use the writing organizer included to create a plan for a fable which includes a problem, solution, and a central message. This paper is in your packet.



Write your own fable!

Choose two characters, one setting, and one moral. Then make a web and plan your writing.

Characters

Dog
Pig
Wolf
Snake

setting

in the forest
in the desert
near a lake

moral

help a friend in
need
treat others with
respect

Use this web to plan your writing

What is the problem? What is the solution?

Problem: _____

Solution: _____

Now think about what happens in the beginning, middle, and End.

B: _____

M: _____

E: _____

How do your characters learn the moral (lesson) of the story?

Remember when you are writing, to think about capital letters, punctuation and spelling!

The Sentence Song


















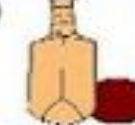





















Sentence Song


Punctuation Explained (by Punctuation)

Writing Checklist




- Use a capital letter at the beginning of a sentence.
EX: The tree is tall.
- Use finger spaces. 
EX: I _swim_ at _the_ pool.
- Use ending punctuation.
EX: Do you have a pet?   
- Use the word wall to help you spell.
EX: I fell down. 


s 	a 	t 	i 	p 	n 	ck 
e 	h 	r 	m 	d 	g 	o 
u 	l 	f 	b 	ai 	j 	oa 
ie 	ee or 	z 	w 	ng 	v 	u 
x 	oo oo 	ch 	sh 	th th 	qu 	ou 
oi 	ue 	er 	ar 	the		




Author: Lisa Hogg, www.english-worksheets.com




Author: Lisa Hogg, www.english-worksheets.com




Author: Lisa Hogg, www.english-worksheets.com




Author: Lisa Hogg, www.english-worksheets.com




Author: Lisa Hogg, www.english-worksheets.com



Author: Lisa Hogg, www.english-worksheets.com



Author: Lisa Hogg, www.english-worksheets.com



Author: Lisa Hogg, www.english-worksheets.com



Author: Lisa Hogg, www.english-worksheets.com

All 220 Dolch words in alphabetical order

a	better	don't	get	I	many	out	she	these	wash
about	big	done	give	if	may	over	show	they	we
after	black	down	go	in	me	own	sing	think	well
again	blue	draw	goes	into	much	pick	sit	this	went
all	both	drink	going	is	must	play	six	those	were
always	bring	eat	good	it	my	please	sleep	three	what
am	brown	eight	got	its	myself	pretty	small	to	when
an	but	every	green	jump	never	pull	so	today	where
and	buy	fall	grow	just	new	put	some	together	which
any	by	far	had	keep	no	ran	soon	too	white
are	call	fast	has	kind	not	read	start	try	who
around	came	find	have	know	now	red	stop	two	why
as	can	first	he	laugh	of	ride	take	under	will
ask	carry	five	help	let	off	right	tell	up	wish
at	clean	fly	her	light	old	round	ten	upon	with
ate	cold	for	here	like	on	run	thank	us	work
away	come	found	him	little	once	said	that	use	would
be	could	four	his	live	one	saw	the	very	write
because	cut	from	hold	long	only	say	their	walk	yellow
been	did	full	hot	look	open	see	them	want	yes
before	do	funny	how	made	or	seven	then	warm	you
best	does	gave	hurt	make	our	shall	there	was	your

Self Check:

Go tell someone in your home your answers.



1. Was this lesson?

- easy,
- just right
- hard

2. What is the beginning, middle and end of of the fable you planned today? Go show someone in your house your writing.