



Math Virtual Learning

2nd grade Time

April 9, 2020



2nd grade Math
Lesson: April 9, 2020

Learning Target:
Students tell time to the nearest 5 minutes.

Background: This is a review lesson for time.

- Students will review reading time to the hour, $\frac{1}{2}$ hour, and 5 minutes.
- Students will review vocabulary related to time.
- Students will learn the difference between analog clocks and digital clocks.

Let's Get Started:

Review Video:

1. [Learn to Tell Time](#)

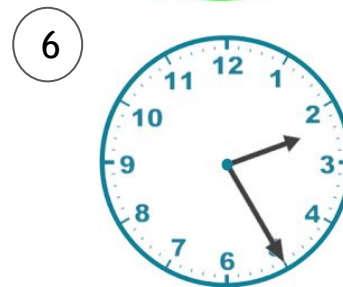
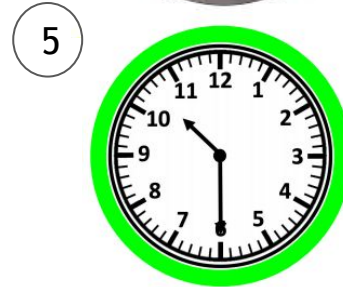

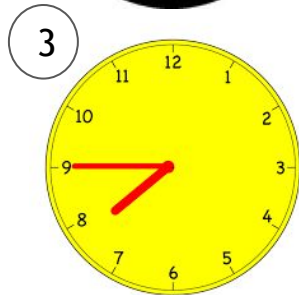


Read this book:

2. [Time of Day](#)

Practice #1:

Match the digital clocks to the analog clocks

Remember hours come first and are the short hand.



a. 5:35

b. 1:00

c. 2:25

d. 7:45


e. 10:30

f. 5:05

Practice #1 Answer Key:

Match the digital clocks to the analog clocks


Remember hours come first and are the short hand.



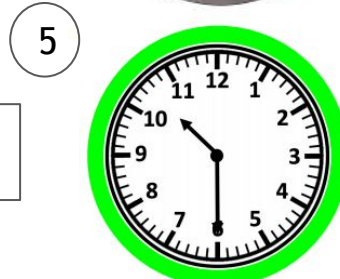
b. 1:00



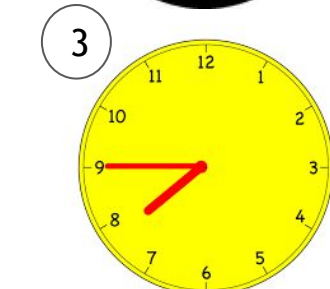
f. 5:05



a. 5:35



e. 10:30



d. 7:45



c. 2:25

Practice #2:

Choose the correct way to write the digital time.

Hours
first, then
minutes!



3 20

3:4

3:20

20:3

Practice #3:

Choose the correct way to write the digital time.

Which hand is the hours?



11:8


11:40

40:11

8:11

Practice #4:

Which digital clock shows three twenty-five?



**Don't forget
the hours
come first!**

25:3


30:25

3:5

3:25

Practice #5:

Which digital clock shows four-ten?



**Don't forget
the minutes
are second!**

4:2

4:10

10:4

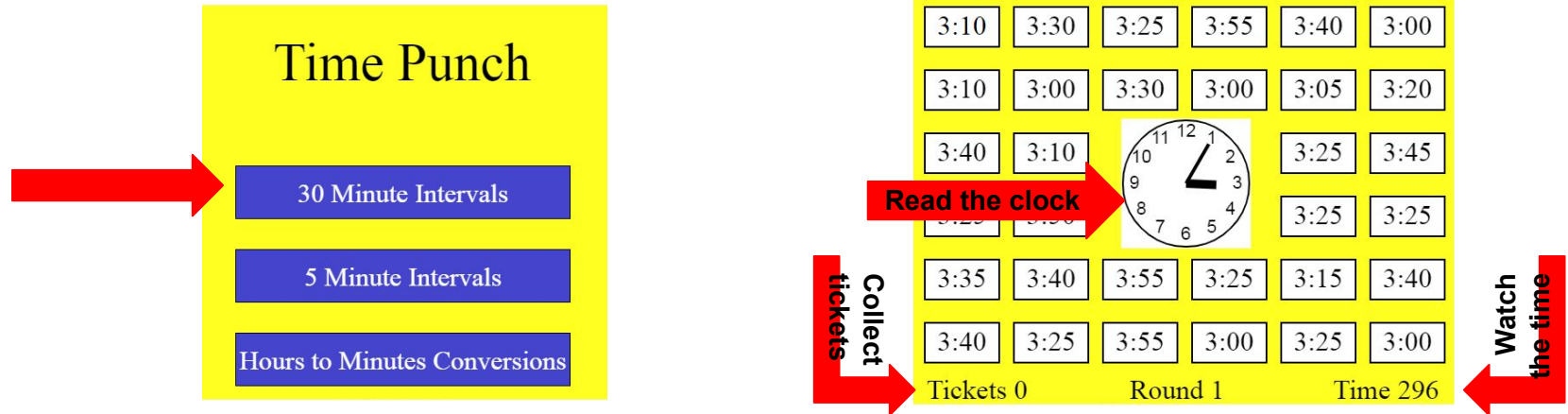
20:10

Practice on your own:

Go to this website:

[Time Punch](#)

1. Select “30 minute intervals”
2. Read the analog clock in the middle of the screen.
3. Search the digital times around the screen and select the correct time.
4. Collect as many tickets as you can before time runs out!



MORE Practice on your own:

Go to this website:

[What Time is it?](#)

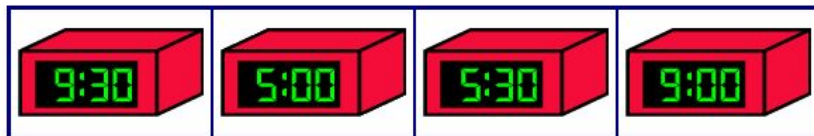
1. Press the green arrow that start.
2. Look at the analog clock and tell the time. Then pick the digital clock that shows the same time.
3. There are 10 questions.

What time is it?



Read the clock

Choose the time



Practice:

Complete this page in your packet.

DIRECTIONS: WRITE THE TIME IN DIGITAL FORM UNDERNEATH EACH CLOCK

1.




2.



3.



4.



5.



6.



7.



8.



9.



10.



11.



12.



Self Check:

Go tell someone in your home your answers.



1. Was this lesson?

- Easy
- just right
- hard

2. Find a clock or a watch and tell a grown-up what time it is. Do you have an analog clock in your house?

Answer Key

All pages following provide the answers to each practice.



[Click here for Practice #3](#)

Good job the correct time is
3:20



[Click for Practice #4](#)

Good Job the correct time is
11:40



[Click for Practice #5](#)

Good Job the correct time is
3:25



[Click for fun games!](#)

Good Job the correct time is
4:10

Incorrect Answers

All pages following are for the interactive part
there is no learning beyond this slide.

[Click Here to Try again](#)

Think about which comes first, hours or minutes.

[Click Here to Try again](#)

Remember the minutes are counting by 5s.

[Click Here to Try again](#)

Think about how we write minutes.

[Click Here to Try again](#)

Think about what we've learned: hours first then minutes.