



Social Studies Virtual Learning

2nd Grade
Transportation

April 9, 2020



2nd Grade Social Studies

Lesson: April 9th

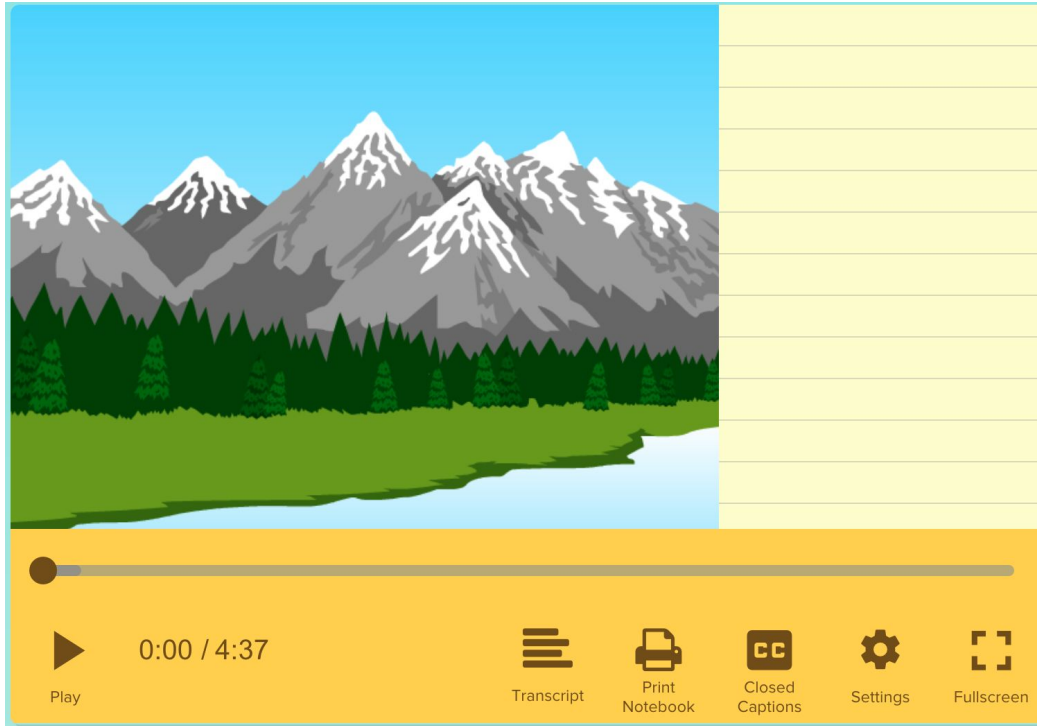
Learning Target:

I can describe how transportation and communication systems help move people, goods, and ideas.

Background: Review From previous lesson “Different Types of Transportation and Their Advantages and Disadvantages”, April 8th Lesson [Click Here](#)

- Students learned different landforms and their characteristics
- Students learned forms of transportation and their advantages and disadvantages

Warm up! Watch the video to review landforms. When you are done play the matching game below the video!



Warm Up!

If you were going to California, would you rather fly on an airplane or ride on a train?

U.S.A. MAP





What is a **barrier**?

A barrier is a fence or other obstacle that prevents movement or access.

How can landforms be a barrier?

Remember:
A landform is a
natural feature
on Earth's
surface

What landform is this?

How might this landform be a barrier for trying to move goods or people?



How can landforms be a barrier?

Remember:
A landform is a
natural feature
on Earth's
surface



How might this landform be a barrier for trying to move goods or people?



How are landforms a barrier to the movement of goods and people?

What is this landform?

Describe it

How it might be a barrier to movement?



How are landforms a barrier to the movement of goods and people?

What is this landform?

Describe it

How it might be a barrier to movement?



How are landforms a barrier to the movement of goods and people?

What is this landform?

Describe it

How it might be a barrier to movement?

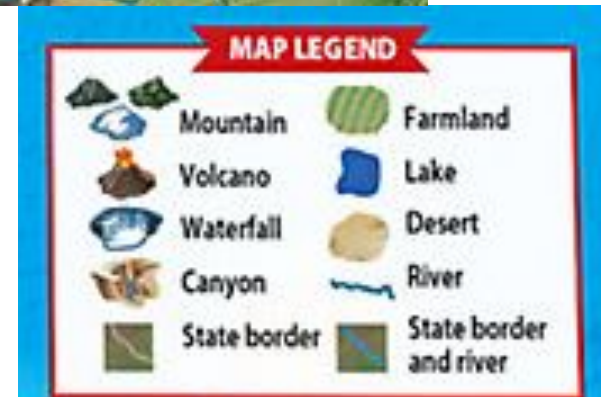
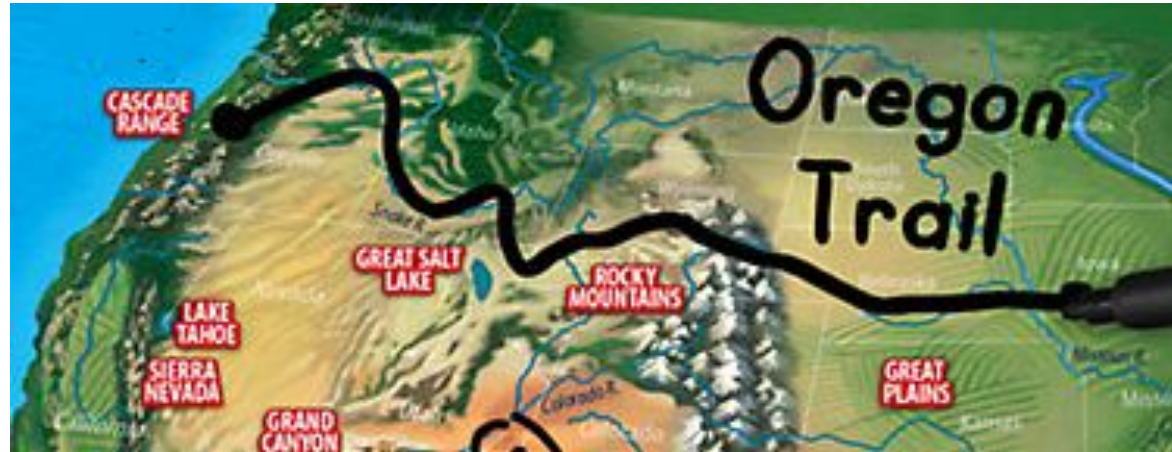


Watch this video about the Oregon Trail. While you are watching, look for landform barriers that could have gotten in the pioneers' way!



Travel the Trail


If you were traveling on the Oregon Trail today, what transportation would you use to make your travel over barriers easier than traveling in a wagon?



Overcome a Landform Challenge

Directions:

1. Draw a landform that causes a barrier
2. On the lines below, write how you can overcome that barrier with transportation or communication



The form consists of a large rectangular box. The top portion of the box is a blank square, intended for drawing a landform. Below this square is a series of horizontal lines for writing, alternating between solid and dashed lines to provide a guide for letter height.

Self Check:

Go tell someone in your home your answers.



1. Was this lesson?

- easy,
- just right
- hard

2. What barriers do you have in your neighborhood or on your way to school? What types of transportation or communication do you use to overcome the barriers?