

2nd Grade Social Studies

April 16, 2020



Second Grade Social Studies

Lesson: April 16, 2020

Learning Target:

Students will be able to explain the Executive Branch



Hello!


Background:

This is a review lesson from the beginning of 2nd grade.

- ▣ Branches of government

Let's Get Started!

- ▣ Warm Up Activities
 - Watch the story
 - Duck for President
 - Click HERE to see a comic
 - What are the requirements to become president?



Practice

Practice # 1

Watch the video: Local and State Government

How is this the same as the executive branch with the President?



I'm the
President. I'm
in the executive
branch for the
federal level



I'm the
Governor. I'm
in the executive
branch for the
state level



I'm the
Mayor. I'm in
the executive
branch for the
city level

Practice # 2

Listen to the story Grace for President.
Answer the following questions.

I'm going to
vote for the
person who can
help the most!



1. What are some things Grace did to get the kids to vote for her?
2. What happened at the end of the story?
3. Would you vote for Grace or Thomas? Why?

Practice # 3

Go to Pebble Go.

- Choose Biographies




- Choose Presidents and First Ladies



- Choose 3 Presidents to read and learn about



- Use the President Information Sheet on the next page to write down information you learned about the Presidents.



Practice on Your Own

Click on the picture to take you to the activity.

President Information Sheet		
<p>1. What was the name of the President you picked?</p> <input type="text"/>	<p>1. What was the name of the President you picked?</p> <input type="text"/>	<p>1. What was the name of the President you picked?</p> <input type="text"/>
<p>2. What number President was he?</p> <input type="text"/>	<p>2. What number President was he?</p> <input type="text"/>	<p>2. What number President was he?</p> <input type="text"/>
<p>3. What was a contribution of this President?</p> <input type="text"/>	<p>3. What was a contribution of this President?</p> <input type="text"/>	<p>3. What was a contribution of this President?</p> <input type="text"/>



Practice on Your Own

Click on the picture
to open the
printable.


Imagine you are running for
President of the Classroom.
Write down three reasons why someone should vote for you.

1. _____


2. _____

3. _____

Design your
campaign button



Design your campaign poster



Self Check:

Go tell someone in your house 3 new things you learned today.

1. Was this lesson...?



Easy



Just right



Hard

2. Remember all you can about the executive branch and who is a part of it at the federal, state, and city levels.