



Science Virtual Learning
Earth's Surface
Lesson 1

April 13, 2020

2nd Grade Science

Lesson: April 13, 2020

Learning Target: The student will develop a model to represent the shape of land and bodies of water.





Background Knowledge: 2nd Grade Review Lesson

- Earth's surface is made up of two key features: landforms and bodies of water. Landforms are generally shaped by water.

Let's Get Started:

Imagine you are flying in a plane or driving in a car. What do you see? Does everything look the same, why or why not?

Practice #1

What do you notice?
What do you wonder?




Practice #2

Just like we describe people, we can describe our Earth's surface. How would you describe this person?



Remember to describe
only what you can see!

Practice #2 POSSIBLE ANSWERS



Practice #3

Here are ways to describe the Earth's surface...

What are landforms? Click the link to find out!

[Landform Crash Course](#)

- Exit ticket 1: Name 2 different types of landforms from the video.
- Exit ticket 2: What is one way landforms are made?

Watch the video to workout while learning all about landforms!



MORE practice on your own

Directions: Read each statement on the left. Respond with either true or false in your head. The first one is done for you.

Statement	True or False
Mountains are taller than hills.	TRUE
An island is surrounded by water.	???
The Earth does not have landforms.	???
A hill is taller than a mountain.	???

ANSWERS

Directions: Read each statement on the left. Respond with either true or false in your head. The first one is done for you.

Statement	True or False
Mountains are taller than hills.	TRUE
An island is surrounded by water.	TRUE
The Earth does not have landforms.	FALSE
A hill is taller than a mountain.	FALSE













Practice: Complete this page in your packet.

Mapping Earth's Surfaces

Name _____ Date _____

Describe Earth's Surface

SCIENCE PROBES **Mapping Earth's Surface**
 Circle the things you might see on a map of Earth's surface.

 Hills	 Rainfall	 Mountains
 Temperature	 Valleys	 Animals
 Rivers	 Plains	 Wind
 People	 Lakes	 Trees

Explain your thinking.

102 Module Earth's Surface

Self Check:

Go tell someone in your home your answers.

1. Was this lesson?
 - easy
 - just right
 - hard
2. Try coming up with your own yoga poses to represent one of the landforms discussed.

