



Math Virtual Learning

2nd Grade Telling Time to the Nearest 5 Minutes

April 13, 2020



2nd Grade Math

Lesson: April 13, 2020

Learning Target:

Students will tell time to the nearest 5 minutes using a.m.
and p.m.

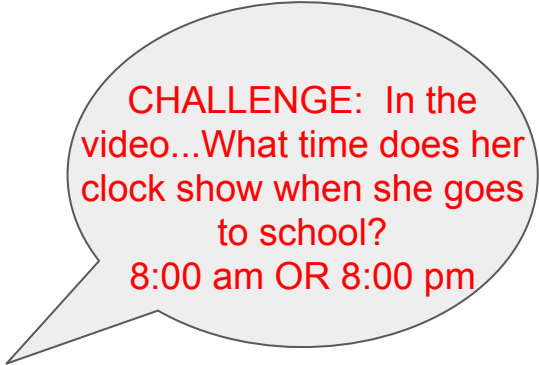
Background: This is a review lesson from 2nd Grade

- Students learn to tell time by the hour and $\frac{1}{2}$ hour in 1st grade
- Students learn to tell time to the nearest 5 minutes in 2nd grade

Let's Get Started:

Watch Video:

1. [Anchor Lesson](#)
2. REVIEW: [BrainPOP Jr: Parts of a Clock](#)



CHALLENGE: In the video...What time does her clock show when she goes to school?

8:00 am OR 8:00 pm

Practice #1a:

What does each hand stand for? Go to the next slide to find out.

Think back
to the
video...



?

?

Practice #1b:

What does each hand stand for?

HINT!
Minute is the long
word=long clock hand

Hour is the short
word=short clock hand



MINUTES

HOUR

Practice #2:

What time does the clock show?

Think back to the video.

- The **red** hand tells us the hour.
- The **blue** hand tells the minutes.



10:12

10:10 ←

10:15

Practice #3:

Look at the picture of the clock. What time is it?

Think back to the video.

- The **red** hand tells us the hour.
- The **blue** hand tells the minutes.

What time does the clock show?



10:25

5:50

6:23

CORRECT: 1
WRONG: 0
GRADE: A+
NEAREST 5 MINUTES

Practice 4:

Who has the correct answer? How do you know?

Go to the next slide for the answer.


Manny

I think the clock shows 5:16 because the hour hand is blue and pointing to the 5. The minute hand is pointing to the 16th tick mark.



Madison

I think the clock shows 3:25. The 3 stands for the hour hand because it is the shorter hand. The minute hand is at 5 which stands for 25 minutes.




Answer for Practice 4:

Madison is correct!



Madison

I think the clock shows 3:25. The 3 stands for the hour hand because it is the shorter hand. The minute hand is at 5 which stands for 25 minutes.



Practice on your own:

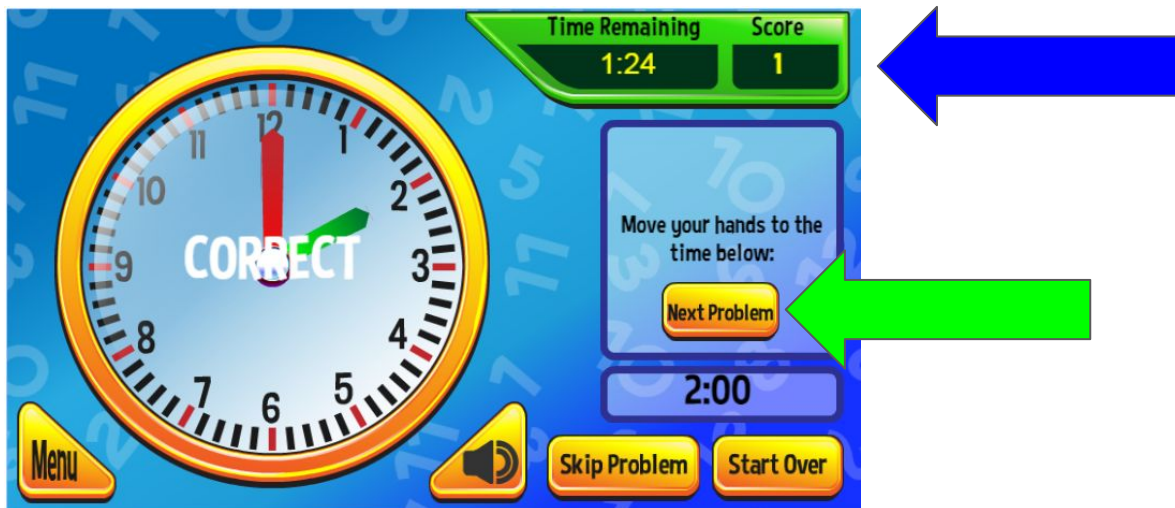
Go to this website: [Clockworks](https://www.clockworks.com)

1. Select PLAY, then START - start with BASIC level - you can work your way to higher levels.
2. Drag the hour(green) and minute (red) to set the clock.



Practice on your own:
Go to this website: [Clockworks](#)

3. Keep track of your score!
4. Choose NEXT PROBLEM to go on.



Choice Board: Here are more ways to practice telling time.

[SplashLearn](#)



[Time Teller](#)



[Time Hunter](#)



[Giraffe Pull Time](#)



[Giraffe Dash Time](#)



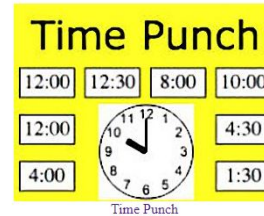
[Puzzle Pic Time](#)



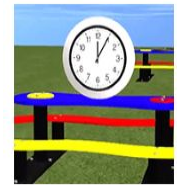
[Time Travel](#)



[Time Punch](#)



[Telling Time Video](#)



Time Video

Self Check:

Go tell someone in your home your answers.



1. Was this lesson?

- easy,
- just right
- hard

2. Find a clock or watch in your house and tell someone what time it is.

-Challenge: What time will it be in 2 hours?