



Math Virtual Learning

2nd Grade Telling Time to the Nearest 5 Minutes

April 14, 2020



2nd Grade Math

Lesson: April 14, 2020

Learning Target:

Students will tell time to the nearest 5 minutes using a.m.
and p.m.

Background: This is a review lesson from 2nd Grade

- Students learn to tell time by the hour and $\frac{1}{2}$ hour in 1st grade
- Students learn to tell time to the nearest 5 minutes in 2nd grade

Let's Get Started:

Watch Video:

1. [Anchor Lesson](#)
2. [Difference between A.M. and P.M.](#)

HINT:

A.M. starts at 12:00
(midnight)

P.M. starts at 12:00
(noon)

Practice #1a:

Hannah has to work at noon, in the middle of the day. What time does Hannah have to work?

Think back to
the video...



12:00 a.m.

12:00 p.m.

Practice #1b:

Hannah has to work at noon, in the middle of the day. What time does Hannah have to work?

Think back to
the video...



12:00 a.m.

12:00 p.m.



Practice #2a:

What time of day would they be getting on the bus for school?
Go to the next slide to find the answer.

Think back
to the
video...



8:00 a.m.

8:00 p.m.

Practice #2b:

What time of day would they be getting on the bus for school?

Think back
to the
video...



8:00 a.m. ←

8:00 p.m.

Practice #3a:

Angie and Sammy have reading time at 10:30 every morning at school. Who has the correct answer? How do you know?

Go to the next slide for the answer.

Angie

I think reading time is at 10:30 am because am is at the beginning of each day. If it were 10:30 pm that would be past my bedtime.



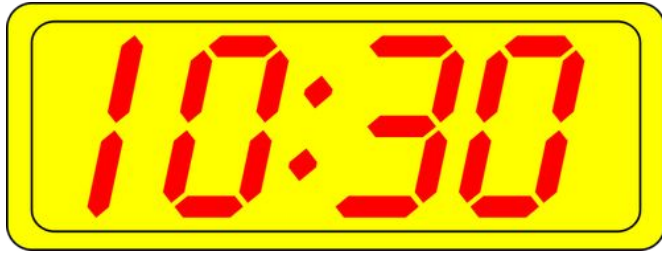
Sammy

I think our reading time is at 10:30 pm because pm is later in the day after we start school.



Practice #3b:

Angie is correct!



Angie
I think reading time is at
10:30 am because am is
at the beginning of each
day. If it were 10:30 pm
that would be past my
bedtime.



Practice #4a:

Math the analog clock to the time.
Look on the next slide for the answers.

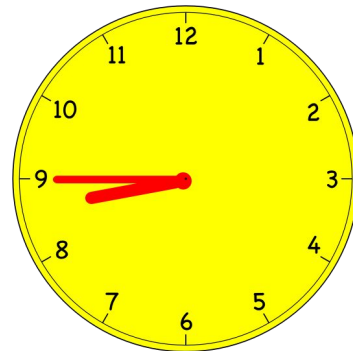



8:45

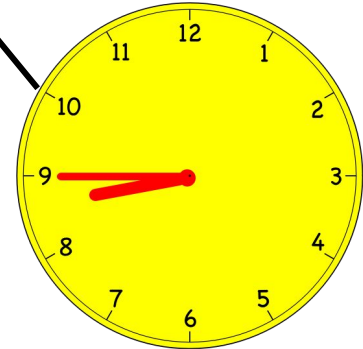

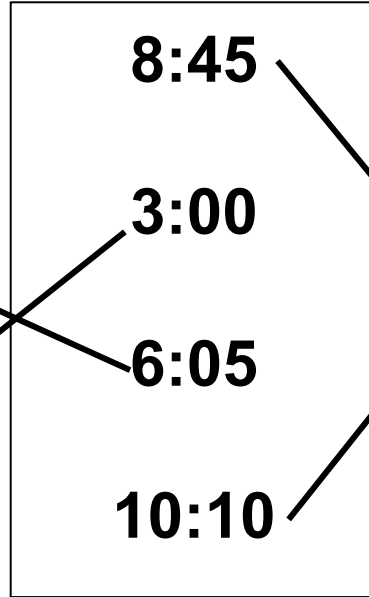
3:00

6:05

10:10



Practice #4b:

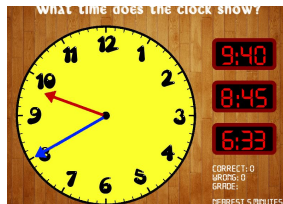


Choice Board: Here are more ways to practice telling time.

[SplashLearn](#)



[Time Teller](#)



[Time Hunter](#)



[Giraffe Pull Time](#)



[Giraffe Dash Time](#)



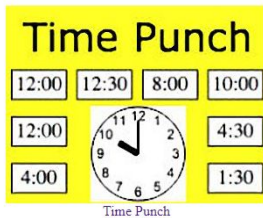
[Puzzle Pic Time](#)




[Time Travel](#)



[Time Punch](#)



[Telling Time Video](#)



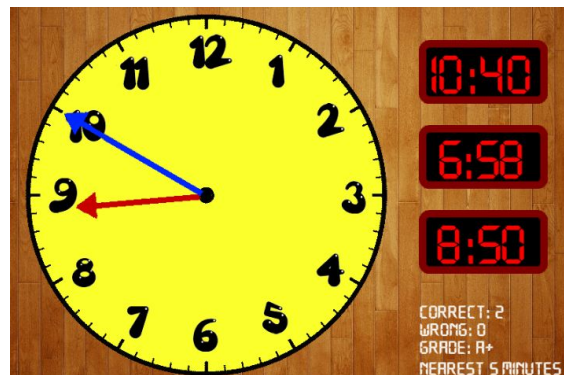
Time Video

Example of a game from the Choice Board

Go to this website:

[Time Teller](#)

1. Select either computer or tablet.
2. Then choose NEAREST 5 MINUTES.
3. Wait for the hands to stop moving. Then select the time.
4. Look in the bottom right corner to see how you are doing.



Self Check:

Go tell someone in your home your answers.



1. Was this lesson?

- ☐ easy,
- ☐ just right
- ☐ hard

2. Find a clock or watch in your house and tell someone what time it is.

-Challenge: What time will it be in 3 hours and 30 minutes?