



Math Virtual Learning

**2nd Grade Telling Time to the
Nearest 5 minutes**

April 15, 2020



2nd Grade Math
Lesson: April 15, 2020

Learning Target:
Students will tell time to the nearest 5 minutes

Background: This is a review lesson from 2nd Grade

- Students learn to tell time by the hour and $\frac{1}{2}$ hour in 1st grade
- Students learn to tell time to the nearest 5 minutes in 2nd grade

Let's Get Started:

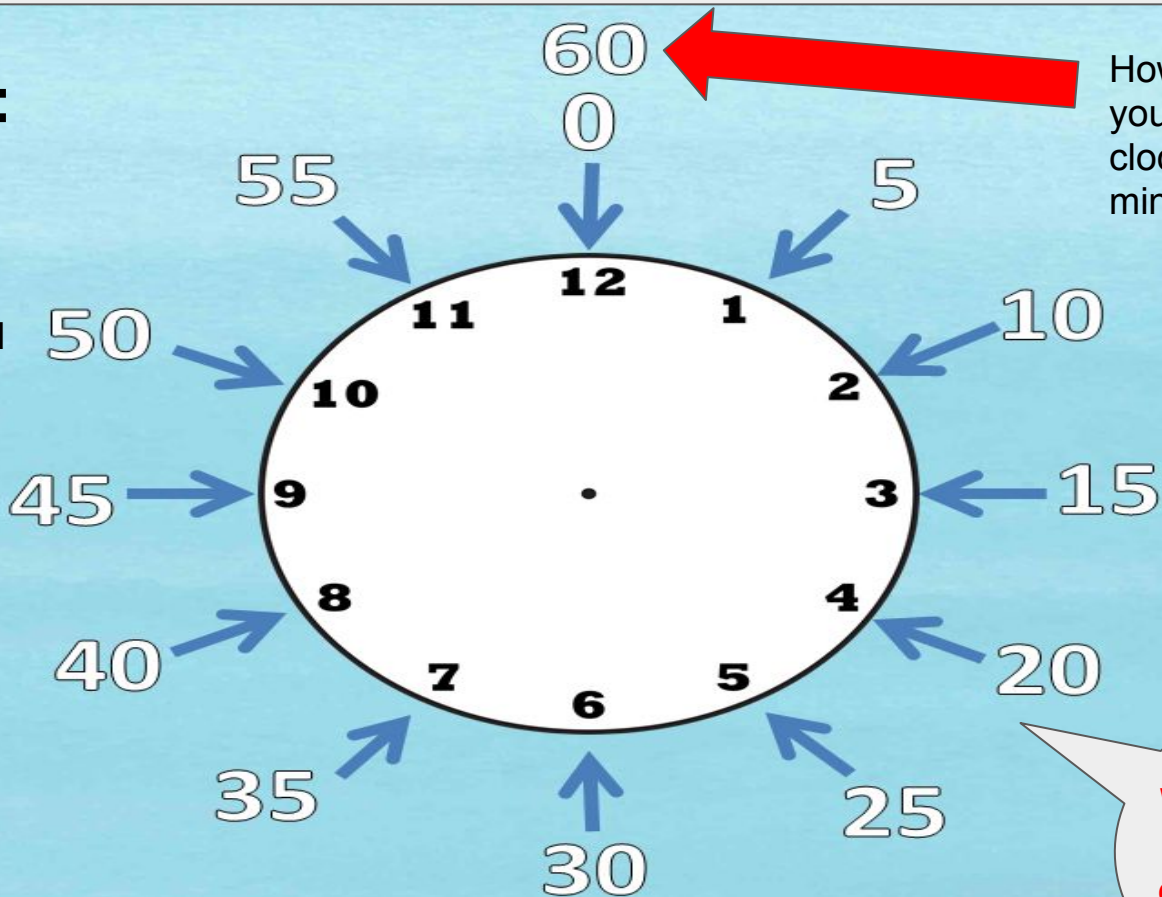
Watch Videos:

1. [Anchor Lesson](#)
2. [Telling Time with Skip Counting by 5 Minutes](#)

Practice #1:

Count around the clock by 5's.


Start at 5: NOTICE that 5 starts at the 1 on the clock.



How many minutes did you count around the clock? There are 60 minutes.

When counting NOTICE where each number is placed.

What, no numbers?



There aren't any numbers on this watch. We can use the larger marks on the watch to represent the numbers on the clock. This would be 12.

Can you count around this watch by 5 minutes?

Even without numbers, clocks and watches count by 5 minutes. Do you see the larger marks on the watch?

Practice #2:

Count to 60 by 5's

Count to 60 by 5's



5



10



15



20



25



30

Tip: You can use your fingers to help you count by 5's.



35



40



45



50



55

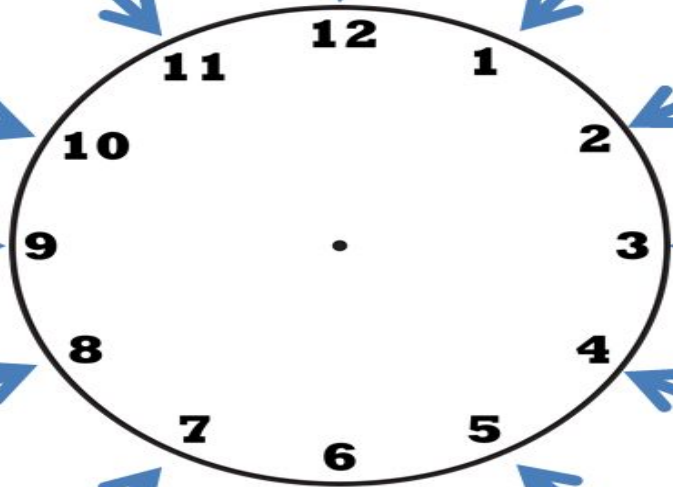



60

Place the hands around the clock to count by 5's.

Practice #3

Check your answers on the next slide.

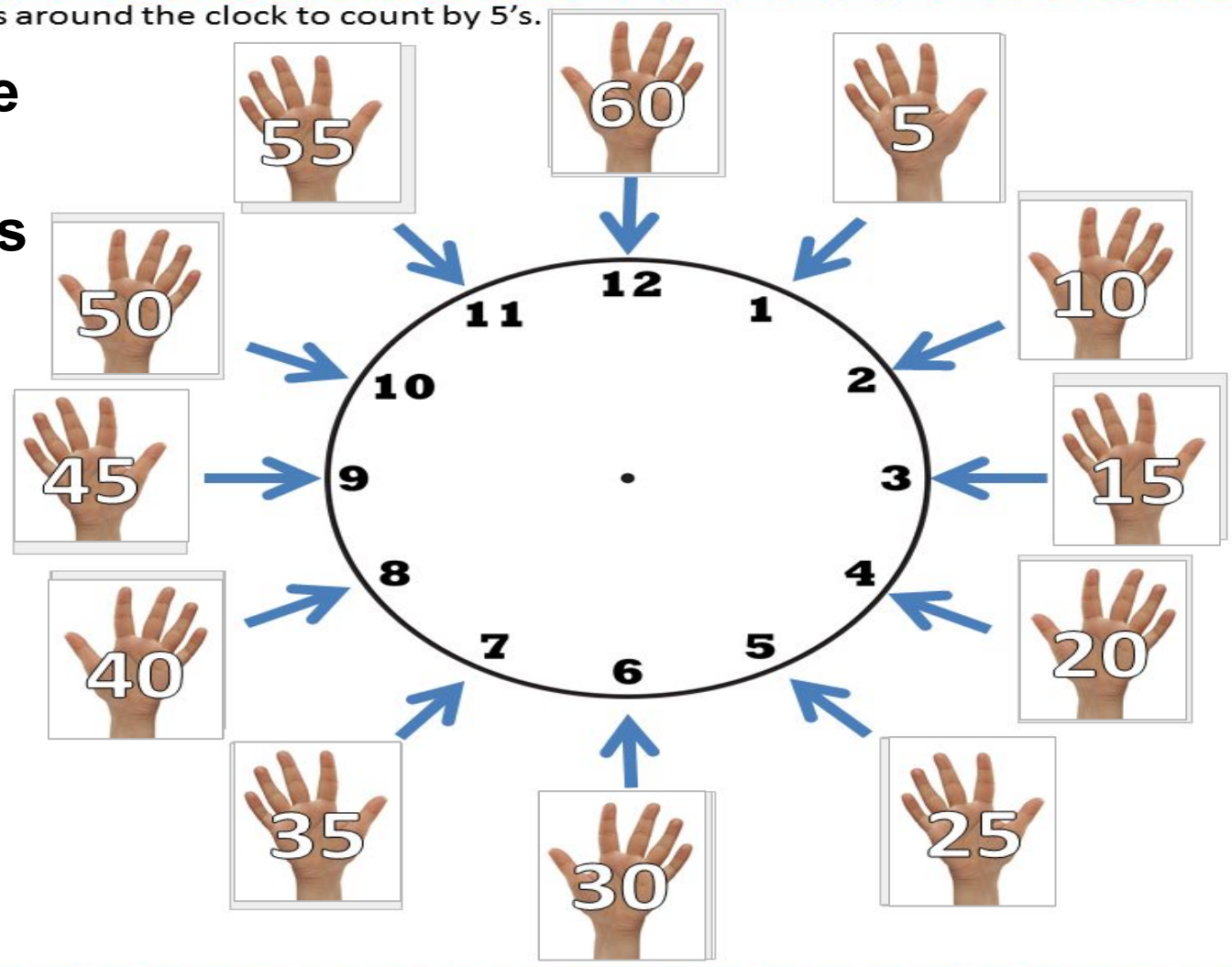


Place the hands around the clock to count by 5's.

Practice #3

Answers

Check your answers




Practice #4:

Let's look at the parts of a clock.

Think back to the video.

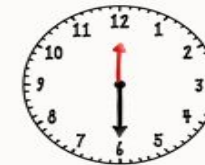
- The **shorter** hand tells us the hour.
- The **longer** hand tells the minutes.



Practice #5

What time is it?

Drag and drop the times
under the correct clock.
Check your answers on
the next slide.



--	--	--	--	--	--	--



--	--	--	--	--	--

12:50

12:45

12:55

1:00

12:35

12:40

12:20

12:10

12:05

12:15

12:25

12:00

12:30

Practice #5

Answers

What time is it?

Drag and drop the times under the correct clock.
Check your answers on the next slide.



12:00

12:05

12:10

12:15

12:20

12:25

12:30



12:35

12:40

12:45

12:50

12:55

1:00

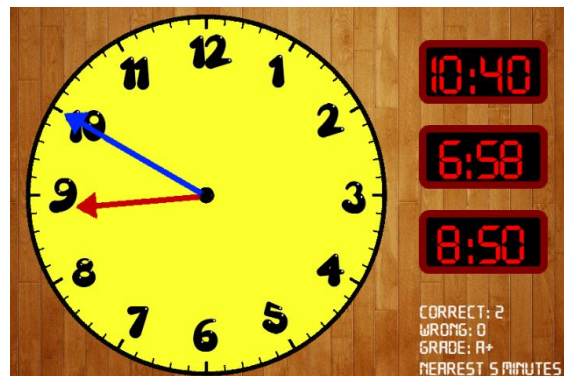
NOTICE: There is 60 minutes between 12:00 and 1:00.

Practice on your own:

Go to this website:

[Time Teller](#)

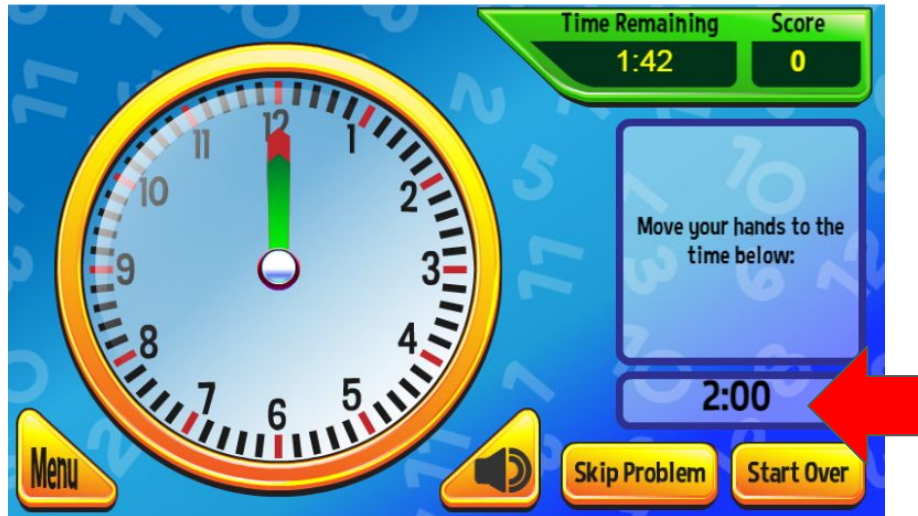
1. Select either computer or tablet.
2. Then choose NEAREST 5 MINUTES.
3. Wait for the hands to stop moving. Then select the time.
4. Look in the bottom right corner to see how you are doing.



MORE Practice on your own:

Go to this website: [Clockworks](#)

1. Select PLAY, then START - start with BASIC level - you can work your way to higher levels.
2. Drag the hour(green) and minute (red) to set the clock.



MORE Practice on your own:
Go to this website: [Clockworks](#)

3. Keep track of your score!
4. Choose **NEXT PROBLEM** to go on.



Practice:

Complete this page in your packet.

Telling Time to the Nearest 5 minutes

Click here to open
worksheet.



Choice Board: Here are more ways to practice telling time.

[SplashLearn](#)



[Time Teller](#)



[Time Hunter](#)



[Giraffe Pull Time](#)



[Giraffe Dash Time](#)



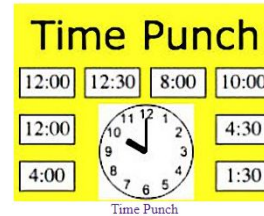
[Puzzle Pic Time](#)



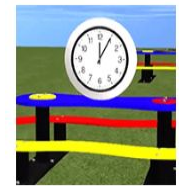
[Time Travel](#)



[Time Punch](#)



[Telling Time Video](#)



Time Video

Self Check:

Go tell someone in your home your answers.



1. Was this lesson?

easy

just right

hard

2. Find a clock in your house and count around the clock by 5's out loud for someone in your house.