



Math Virtual Learning

2nd Grade Telling Time to the nearest 5 minutes

April 16, 2020



2nd Grade Math
Lesson: April 16, 2020

Learning Target:

Students will tell time to the nearest 5 minutes using analog clocks.

Background: This is a review lesson from 2nd Grade

- Students learn to tell time by the hour and $\frac{1}{2}$ hour in 1st grade.
- Students learn to tell time to the nearest 5 minutes in 2nd grade.

Let's Get Started:

Watch Videos:

1. [Anchor Lesson](#)
2. [Telling Time to the nearest 5 minutes on an Analog Clock](#)

Place the hands around the clock to count by 5's.

PRACTICE #1: Let's Review
Drag and drop the numbers
around the clock

Remember: we
start counting by
5's at the 1.

5

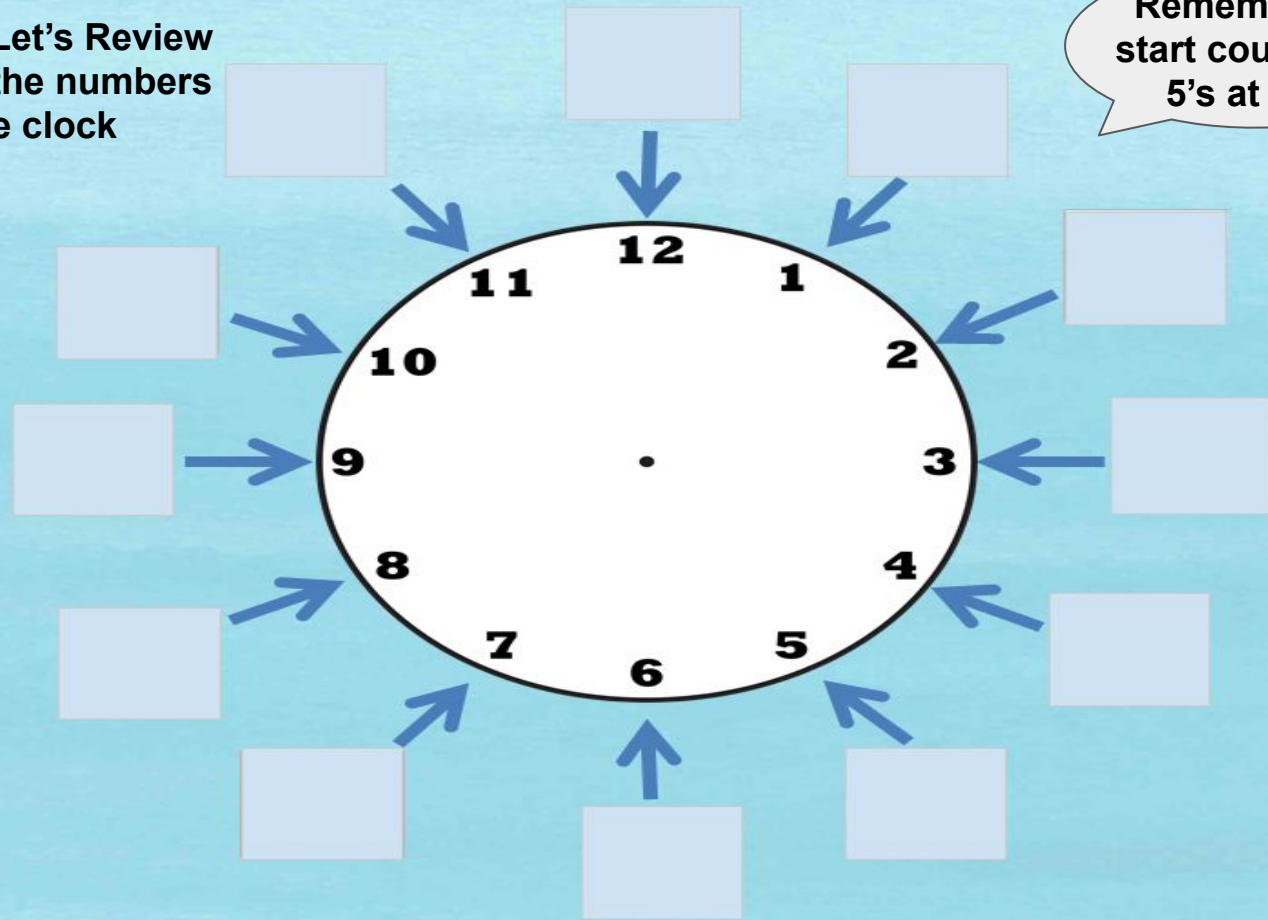
10

15

20

25

30



35

40

45

50

55

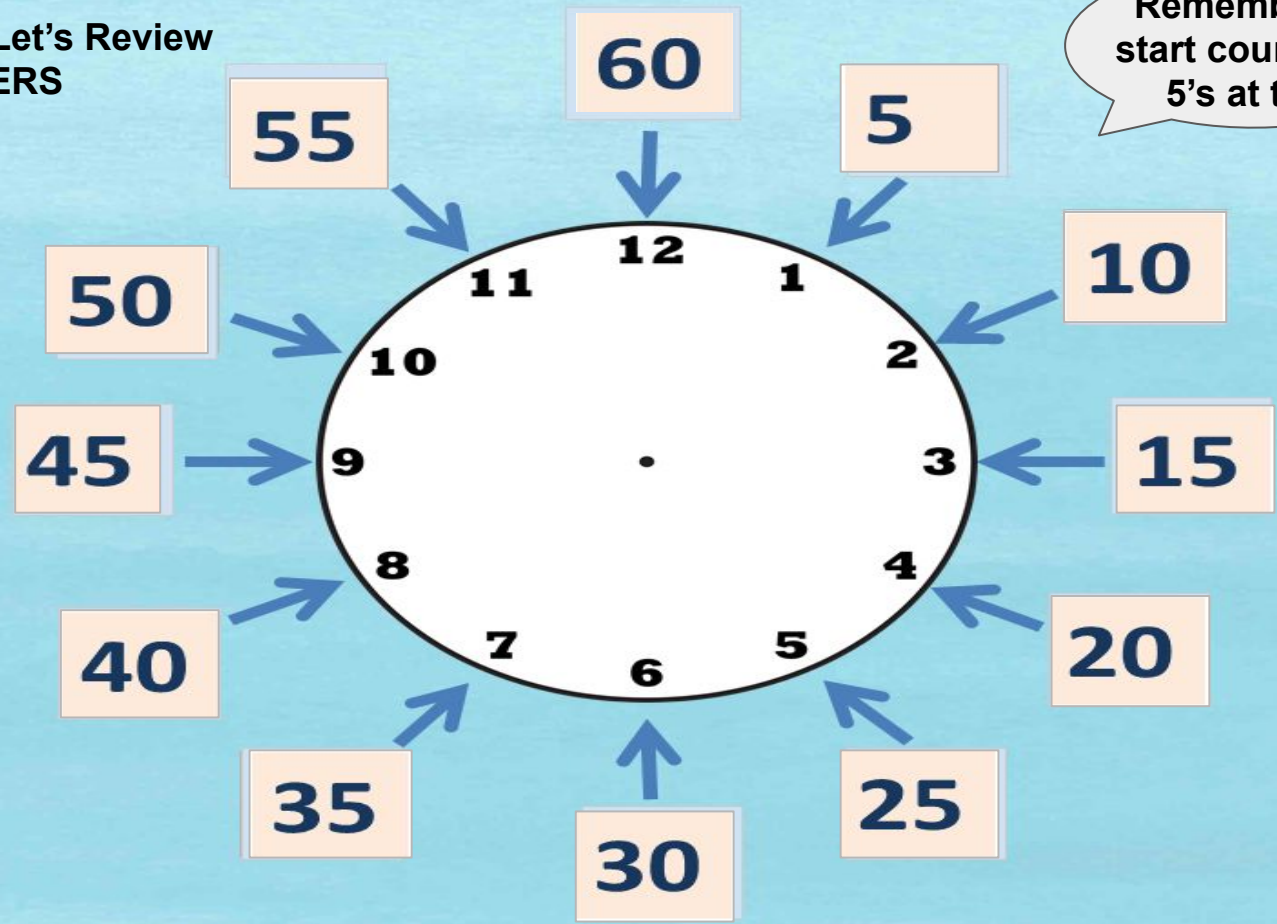
60

Check your answers on the next slide.

Place the hands around the clock to count by 5's.

**PRACTICE #1: Let's Review
ANSWERS**

Remember: we start counting by 5's at the 1.



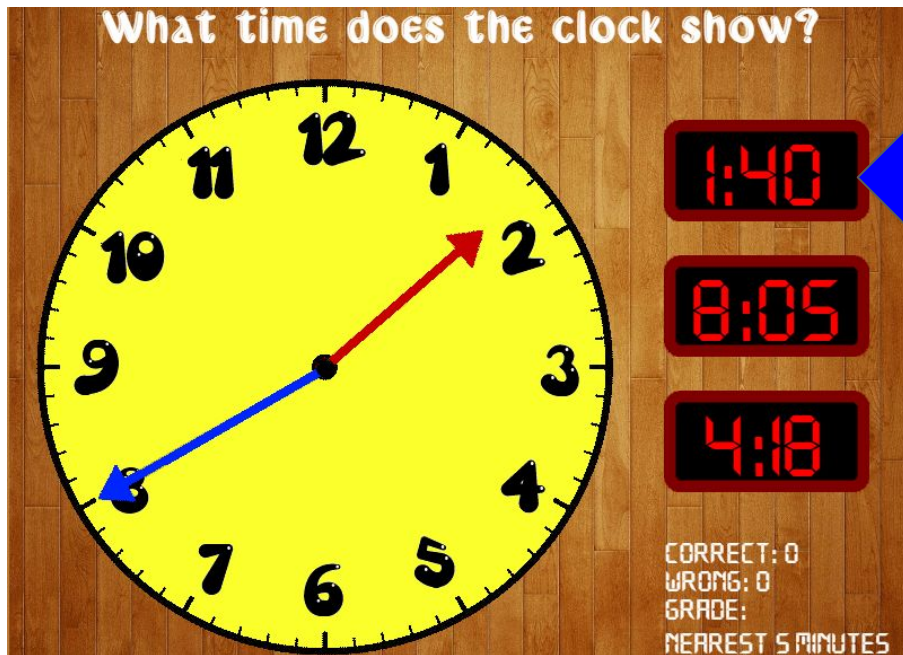
Practice #2:

What time does the clock show?

Think back to the video.

- The **short** hand tells us the hour.
- The **long** hand tells the minutes.

What time does the clock show?



1:40

8:05

4:18

CORRECT: 0
WRONG: 0
GRADE:
NEAREST 5 MINUTES


Practice #3:

What time does the clock show?

Think back to the video.

- The **short** hand tells us the hour.
- The **long** hand tells the minutes.

What time does the clock show?



7:26

11:05

1:55

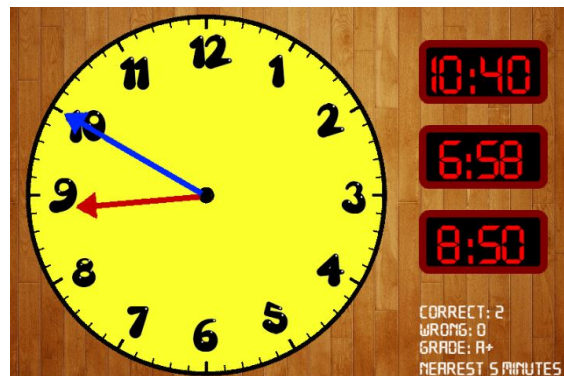
CORRECT: 1
WRONG: 0
GRADE: A+
NEAREST 5 MINUTES

Practice on your own:

Go to this website:

[Time Teller](#)

1. Select either computer or tablet.
2. Then choose NEAREST 5 MINUTES.
3. Wait for the hands to stop moving. Then select the time.
4. Look in the bottom right corner to see how you are doing.



MORE Practice on your own: Go to this website: [Clockworks](#)

1. Select PLAY, then START - start with BASIC level - you can work your way to higher levels.
2. Drag the hour(green) and minute (red) to set the clock.



MORE Practice on your own:
Go to this website: [Clockworks](#)

3. Keep track of your score!
4. Choose **NEXT PROBLEM** to go on.



Practice:
Complete this page in your packet.

Telling Time: Draw
the hands on the
clock

Click here to open
worksheet.



Choice Board: Here are more ways to practice telling time.

[SplashLearn](#)



[Time Teller](#)



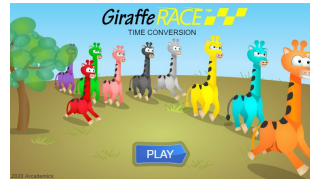
[Time Hunter](#)



[Giraffe Pull Time](#)



[Giraffe Dash Time](#)



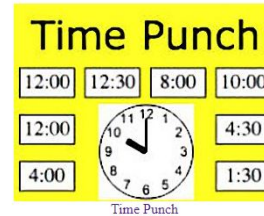
[Puzzle Pic Time](#)



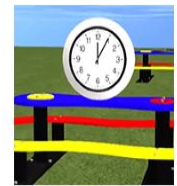
[Time Travel](#)



[Time Punch](#)



[Telling Time Video](#)



Time Video

Self Check:

Go tell someone in your home your answers.



1. Was this lesson?

easy

just right

hard

2. Find a clock or watch in your house and tell someone what time it is.