



Math Virtual Learning

2nd Grade Telling Time to the Nearest 5 Minutes

April 17, 2020



2nd Grade Math

Lesson: April 17th, 2020

Learning Target:

Students will tell time to the nearest 5 minutes
using a.m and p.m.

Background: This is a review lesson for 2nd Grade

- Students will learn to tell time by the hour and $\frac{1}{2}$ hour in 1st grade.
- Students will learn to tell time to the nearest 5 minutes in 2nd grade.

Let's Get Started:

Watch Videos:

1. [Telling Time to 5 Minutes](#)
2. [Telling Time with AM and PM](#)


Practice #1:

What time does the clock show?

Think back to the video.

- The **red, short** hand tells us the hour.
- The **blue, long** hand tells the minutes.

Which clock shows 7:15?




Practice #2:

What time does the clock show?

Think back to the video.

- The **red, short** hand tells us the hour.
- The **blue, long** hand tells the minutes..

Which clock shows 3:55?



Practice #3:

Answer the following questions about each clock?

Think back to the video.

- **AM** is from 12:00 a.m. (midnight) until 11:59 a.m.
- **PM** is from 12:00 p.m. (noon) until 11:59 p.m.



You are having dinner at what time?

- a. 2:25 p.m. b. 5:10 a.m. c. 5:10 p.m. d. 2:25 a.m.



You are getting ready at what time for school?

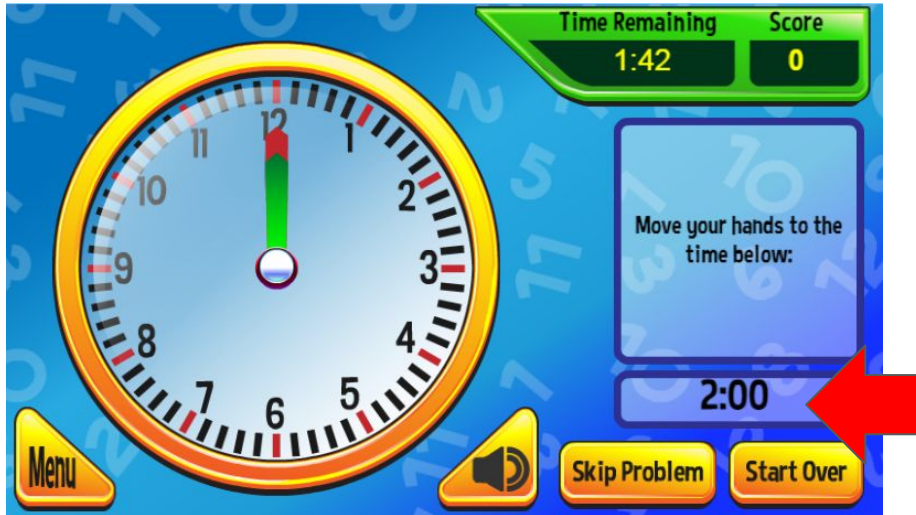
- a. 6:05 p.m. b. 1:30 p.m. c. 1:30 a.m. d. 6:05 a.m.



MORE Practice on your own:

Go to this website: [Clockworks](https://www.clockworks.com/)

1. Select PLAY, then START - start with BASIC level - you can work your way to higher levels.
2. Drag the hour(green) and minute (red) to set the clock.



MORE Practice on your own:
Go to this website: [MathGames-AM or PM](#)

1. Read the question at the top.
2. Then choose AM or PM
3. The boxes at the bottom will fill with green if correct.
4. You may continue to the next levels.

When do people usually eat breakfast?

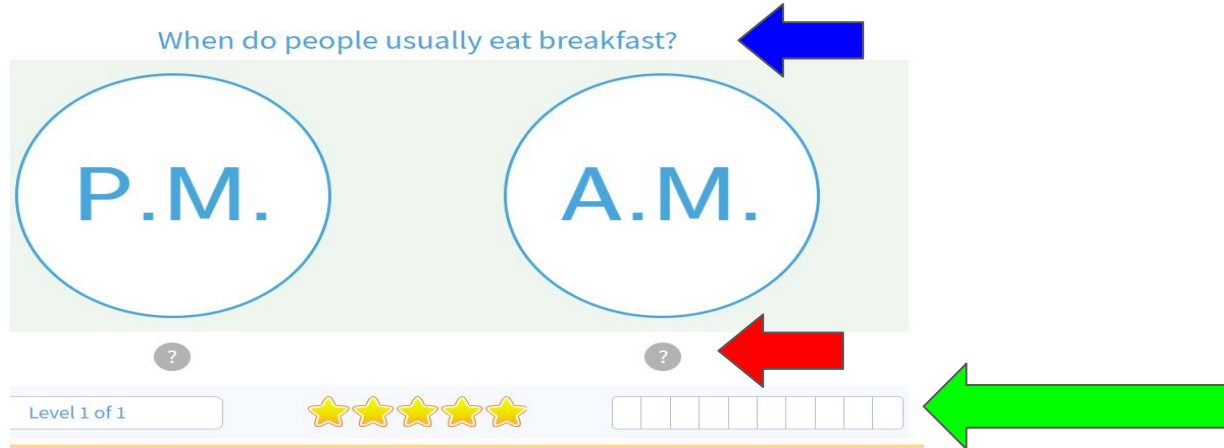
P.M. A.M.

?

Level 1 of 1

★★★★★

□ □ □ □ □ □ □ □ □ □



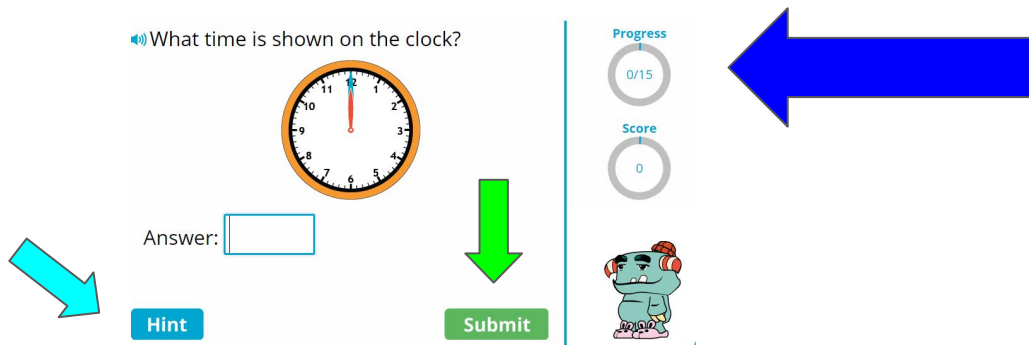
The screenshot shows a game interface for a time-related question. At the top, the question 'When do people usually eat breakfast?' is displayed. Below it are two large ovals labeled 'P.M.' and 'A.M.'. A blue arrow points to the question text. Below the ovals are two small circles, each containing a question mark. A red arrow points to the right question mark circle. At the bottom, there is a progress bar showing 'Level 1 of 1', a row of five yellow stars, and a row of ten empty square boxes. A green arrow points to this row of boxes.

Practice on your own:

Go to this website:

[Iknowit-Telling Time](#)

1. You will answer 15 different questions about the clocks.
2. Make sure when typing in the digital time you use a colon (:) between the hour and minutes.
3. Once you complete your answer, hit **Submit** button.
4. If you are having trouble you can hit the **Hint** button.
5. Check your progress.



Choice Board: Here are more ways to practice telling time.

[SplashLearn](#)



[Time Teller](#)



[Time Hunter](#)



[Giraffe Pull Time](#)



[Giraffe Dash Time](#)



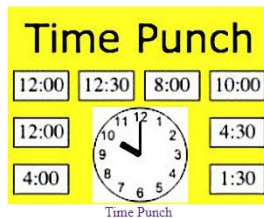
[Puzzle Pic Time](#)




[Time Travel](#)



[Time Punch](#)



[Telling Time Video](#)



Time Video

Self Check:

Go tell someone in your home your answers.



1. Was this lesson?

- ☐ easy,
- ☐ just right
- ☐ hard

2. Find a clock or watch in your house and tell someone what time it is. Also tell them if the time is A.M or P.M.