



# Elementary Art Virtual Learning

## 2nd Grade

April 15, 2020



## 2nd Grade Art

### Lesson: April 13th

**Learning Target:**  
I can predict and create complex patterns.



# Student artists use their hands, minds, and hearts.



## Hands

[Art Supply Ideas](#)

- I use my hands to create art.
- I explore media, use tools, take care of supplies and studio space.

## [Studio Habits of Mind](#)

- Stretch and Explore
- Develop Craft



## Minds

[Age Appropriate Art](#)

- I generate ideas.
- I reflect on my work and the next steps.
- I interact with other artists.

- Envision
- Reflect
- Understand the Art World



## Hearts

[More Ways to Express](#)

- I look at the world around me.
- I persist when I struggle with problems.
- I express my thoughts with art.

- Observe
- Engage and Persist
- Express

## Background:

When things are organized in a predictable order or design that is called a pattern.

First graders are introduced to SIMPLE patterns and second graders are ready for COMPLEX patterns. A simple pattern has 2 things that are repeated over and over.

Simple shape pattern:



Simple color pattern:



These are examples of SIMPLE patterns because each pattern only has two things that go back and forth.




Green and yellow

Square and circle

Big and small

A and B

This is a COMPLEX pattern because it has more than two things: Square, triangle, and heart.




**Let's Get Started:**


1. Click on the video to test your ability to complete complex patterns. [Pattern Video](#)



2. Look closely at the complex patterns below. What is missing? Draw the missing piece of the pattern on a piece of paper.



3. Check your answers with the red boxes below.






## Practice #1:

1. Click on video below for the steps to creating a snake with a complex pattern.

[Snake Video](#)



## Practice #2:

### Materials:

Magazine or Newspaper


Paper

Pencil or pen

Scissors (optional)

Glue (optional)

Crayons, colored pencils or markers (optional)



Click on the video below and follow along. Watch in full screen and pause if you need extra time.

[Complex Pattern Video](#)

# Finished examples of complex patterns:



Can you predict what the next carrot should be wearing or which kind of tree should be next in line?

### Practice #3:

Create a complex pattern from objects in your home and ask a family member to complete the pattern. Let them know if they are correct.

Not sure what to make your pattern out of?

Here's some ideas: legos, candy, buttons, stickers, silverware, stuffed animals, coins, or playing cards.



## Self Check:

Which activity did you enjoy the most? The snake, magazine, or found object pattern?



1. Was this lesson?

- ☐ easy
- ☐ just right
- ☐ hard

2. Look around your kitchen. Can you find an example of pattern? Is it a simple pattern or a complex pattern? Do you remember the difference?