

ISD Grade Level: 2nd Grade
ISD Content: ELA
Week: April 20 - April 24



Choice Board

2nd Grade ELA: Vocabulary & Fluency

Choose ONE activity a day by clicking on your choice. Start with the middle tile.

<p><u>Map It</u> Read the prefix provided in the middle of the map and then complete the Map It activity.</p>	<p><u>Record It</u> Using <u>Vocaroo</u>, record yourself reading your book. <u>ONLINE ONLY</u></p>	<p><u>Prefix Popper</u> Pop the balloon that contains the prefix that matches the meaning. <u>ONLINE ONLY</u></p>
<p><u>Tic-Tac-Toe</u> Create a tic-tac-toe board to read your story in silly voices. Try to get three in a row!</p>	<p><u>Prefixes</u> Complete the activity below.</p>	<p><u>Fluency</u> Practice your reading with the fluency passage.</p>
<p><u>Robot Reading</u> Instead of reading word by word, like a robot, try to SCOOP up a few words together!</p>	<p><u>Prefix Collage</u> Create a collage on the computer or on paper of all the prefix words in the passage using art supplies or magazines. Find pictures or draw examples for each word.</p>	<p><u>Flip Book</u> Pick a Prefix and see how many root words you can find to go with it!</p>

Read the passage and write down all the prefixes you find.

Dear Diary,

Today, I did great on my pretest. My teacher let us return our library books, so that we can get new ones. During recess my friends and I practiced for our pregame. My shoe was untied and I fell. I ended up going to the nurse. After school my mom precooked my favorite dinner. She also let me replay my favorite movie. I am so excited to see what happens tomorrow!

Love,
Johnny

Write down the prefix and the root word found

----- + ----- = -----
----- + ----- = -----
----- + ----- = -----

Identifying Sentence Types

Name: _____ Date: _____

Place the correct punctuation in the boxes to end each sentence. Identify each sentence as either declarative or interrogative.

(1) Which doctor did you go to for your back pain _____

(2) We record all of our purchases in this accounting system

(3) Who could have done some a terrible thing _____

(4) The truck was driving dangerously fast on the dirt road _____

(5) Most workers found better jobs after the factory closed

(6) Robert was riding a bike before he turned seven years old

(7) The price of copper has risen over twenty per cent this month alone

(8) Leslie is drawing a picture of a horse _____

(9) This drawer is where we keep the spare batteries _____

(10) Can't this bus go any faster

(11) You can find more paper towels in the cabinet under the sink

(12) I finished all of my homework so now I can go outside to play

(13) When will the store open today

(14) How many students are in your class _____

(15) The hobby store is in the second building on your left _____

(16) Did you enjoy the lasagna I cooked for you _____

4/20/20 - Capitalizing Abbreviations Practice

Directions: Draw lines to match the abbreviation to the correct word.

February

Jr.

President

Tues.

Tuesday

Sept.

Doctor

Pres.


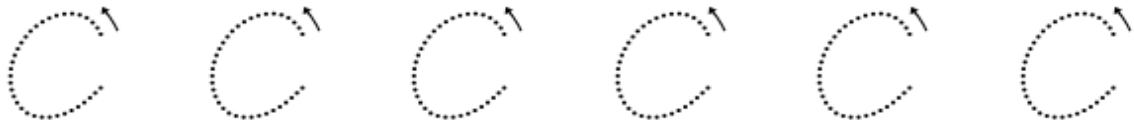
Junior

Feb.

September

Dr.

4/20/20 - Cursive Practice (Capital C)



Name: _____

Date: _____

Transitional Words in Sequence Worksheet

When you write, you need to use transition words in order to connect ideas together.

Sequence: **first, then, next, after that, thus, therefore, in conclusion, lastly, to conclude, finally**

Directions: Write a paragraph using the following transitional words that show sequence.

First, _____

Then, _____

Next, _____

After that, _____



Finally, _____

4/21/20 - Capitalizing Abbreviations Practice

Directions: Circle the correct way to abbreviate the words below.

Monday	Mond.	Mo.	Mon.
Senator	Sent.	Sen.	Sr.
November	Nov.	Novem.	Nove.
Mister	Mis.	Mr.	Mist.
Avenue	Ave.	Av.	Aven.
Senior	Sr.	Sen.	Se.

4/21/20 - Cursive Practice (Lower Case c)



Facts and Opinions

Write fact next to sentences that can be proven true.

Write opinion next to sentences that show someone's feelings.

The sky is blue. _____

Teal is a pretty color. _____

My mom has blonde hair. _____

Green apples taste great. _____

The yellow shirt looks nice on you. _____

My dad has a red truck. _____

Spiders are scary! _____

Baseball is the best sport. _____

4/22/20 - Word Study List

fall	far	scene	scent	muscle
science	scissors	slow	broom	frozen

Rainbow Write Use crayons, colored pencils or markers to write your words. Make each letter of the word a different color.	Word Hunt See how many of your words you can find during your weekly reading. Write them down along with the title of the book you found them in.	Practice Test Take a practice test with a buddy. If you missed any words, rewrite them 3 times.
Trace It! Use your finger to write your words in a dish of sugar, sand or shaving cream! Have fun!	Story Time Write a story using 4 of the words from the list.	Picture It! Choose 6 of your words. Draw pictures to illustrate them. Write the word underneath each picture
Flash Cards Make flashcards to help practice your words	Build It! Using items around your house spell the words (playdoh, M&Ms, string, etc)	Sentences Write sentences using your 6 words. Be sure to write complete sentences and underline the words.

4/22/20 - Cursive Practice (Capital D)

D D D D D D

D D D D D D

D

Identifying Sentence Types

Name: _____ Date: _____

Place the correct punctuation in the boxes to end each sentence. Identify each sentence as either imperative or exclamatory.

- (1) Please stop drawing on my new book imperative
- (2) I can't believe how slow this computer is _____
- (3) Turn off the faucet while you are brushing your teeth _____
- (4) Never buy anything from a salesperson who comes to your door _____
- (5) Take some time to find out why the computer's keyboard is not working

- (6) Remember to fill the tank with gas before you bring the car back _____
- (7) Just try and figure out what the new password is _____
- (8) Tell me about your experience at your last company _____
- (9) My iPod was here just a minute ago, and now it's gone _____
- (10) Take a good look at this financial chart _____
- (11) Use at least five hundred words in your essay _____
- (12) Show me where you found those coins _____
- (13) This phone bill is highway robbery _____
- (14) I am sick and tired of all these mosquitos _____

4/23/20 - Word Study Practice

Directions: Sort the words with silent c and c says /s/ or /k/ by writing them in the correct box.

muscle	cake	obscene	clock	science
can	scissors	place	ascend	city
bounce	cookie	scent	cap	scene

Silent c	C says /s/ or /k/

4/23/20 - Cursive Practice (Lower Case d)

d d d d d d

d d d d d d

d

Book Review Template

Introduce the book.

Tell about the book, but don't give away the ending!

Tell about your favorite part of the book or make a connection.

Give a recommendation (e.g., If you like..., you will love this book or I recommend this book to anyone who likes...).

4/24/20 - Word Study Practice

Directions: Choose the word that is spelled correctly.

cissors	sissors	scissors	scissers
scene	csene	scean	ceane
sloe	slowe	sloew	slow
sience	science	ciencie	sciense
froezin	frozen	froezen	frozin
mussle	muscel	muscle	mussele
sint	scint	scente	scente

4/24/20 - Capitalizing Abbreviations Practice

Directions: Circle the words in the sentences below that could be abbreviated.

1. There are a lot of cars on Noland Road.
2. My teacher is Miss Jones.
3. I live in Independence, Missouri.
4. I really like Doctor Landon.
5. In April it rains often.
6. The President of the United States of America is Donald Trump.
7. On Friday we did not have school.
8. Jacob Junior is the son of Jacob Senior.

ISD Grade Level: 2nd Grade
ISD Content: Social Studies
Week: April 20 - April 24





Work Page

Maps



Political Map: A map that shows cities, states, and countries. You use a political map to see a location.



Physical Map: A map that shows the location of physical features, such as landforms, bodies of water, or resources. You use this map to see landforms and bodies of water in an area.



Thematic Map: A thematic map shows a theme or specific information. You use this map to learn and understand something about an area.



Road Map: Helps you find directions to a location. It shows you the roads in an area. You use a road map when you are traveling.

□

Directions: Which type of map would you use for each situation?

1. You are in school and need to find out what the capital of New York is.

2. You are on a road trip and need directions to St. Louis.

3. In school, you are learning about the Rocky Mountains. You are wanting to find the location of the Rocky Mountains.

4. You just moved and want to learn information about your new town. Which map would you use?

Branches of Government: Legislative Branch

There are three branches of government. The LEGISLATIVE, EXECUTIVE and JUDICIAL are the names of the three branches.

Check the correct box to complete each of these sentences about the Legislative Branch.



1. The Legislative Branch _____.

carries out
laws

makes
laws

reviews
laws



2. The Legislative Branch is led by _____.

the President

Supreme
Court Justices

Members
of Congress



3. The Legislative Branch works in _____.

the US
Capitol


the Supreme
Court Building

the White
House

Reading a Map

Study the map of the park. Then, complete the steps below.

1. How many picnic tables are in the park? _____
2. Draw a circle around the swings.
3. Color the trash cans blue.
4. Draw a triangle around the stop sign.
5. How many slides are in the park? _____



Map Key



Trash



Picnic Table



Stop Sign



Slide



Swings

Branches of Government: Executive Branch

There are three branches of government. The LEGISLATIVE, EXECUTIVE and JUDICIAL are the names of the three branches.

Check the correct box to complete each of these sentences about the Executive Branch.



1. The Executive Branch _____.

makes laws

reviews laws

carries out laws

2. The Executive Branch is led by _____.

Members of Congress

the President

Supreme Court Justices

3. The Executive Branch works in _____.

the Supreme Court Building

the White House

the US Capitol

My Fire Escape Plan

Directions: Write about how your family would escape your home in case of a fire. (Remember to include your meeting place outside of your home)

Make a map with a key of your escape plan.

Branches of Government: Judicial Branch

There are three branches of government. The LEGISLATIVE, EXECUTIVE and JUDICIAL are the names of the three branches.

Check the correct box to complete each of these sentences about the Judicial Branch.



1. The Judicial Branch _____.

reviews
laws

makes
laws

carries out
laws

2. The Judicial Branch is led by _____.

Members
of Congress

Supreme
Court Justices

the President

3. The Judicial Branch works in _____.

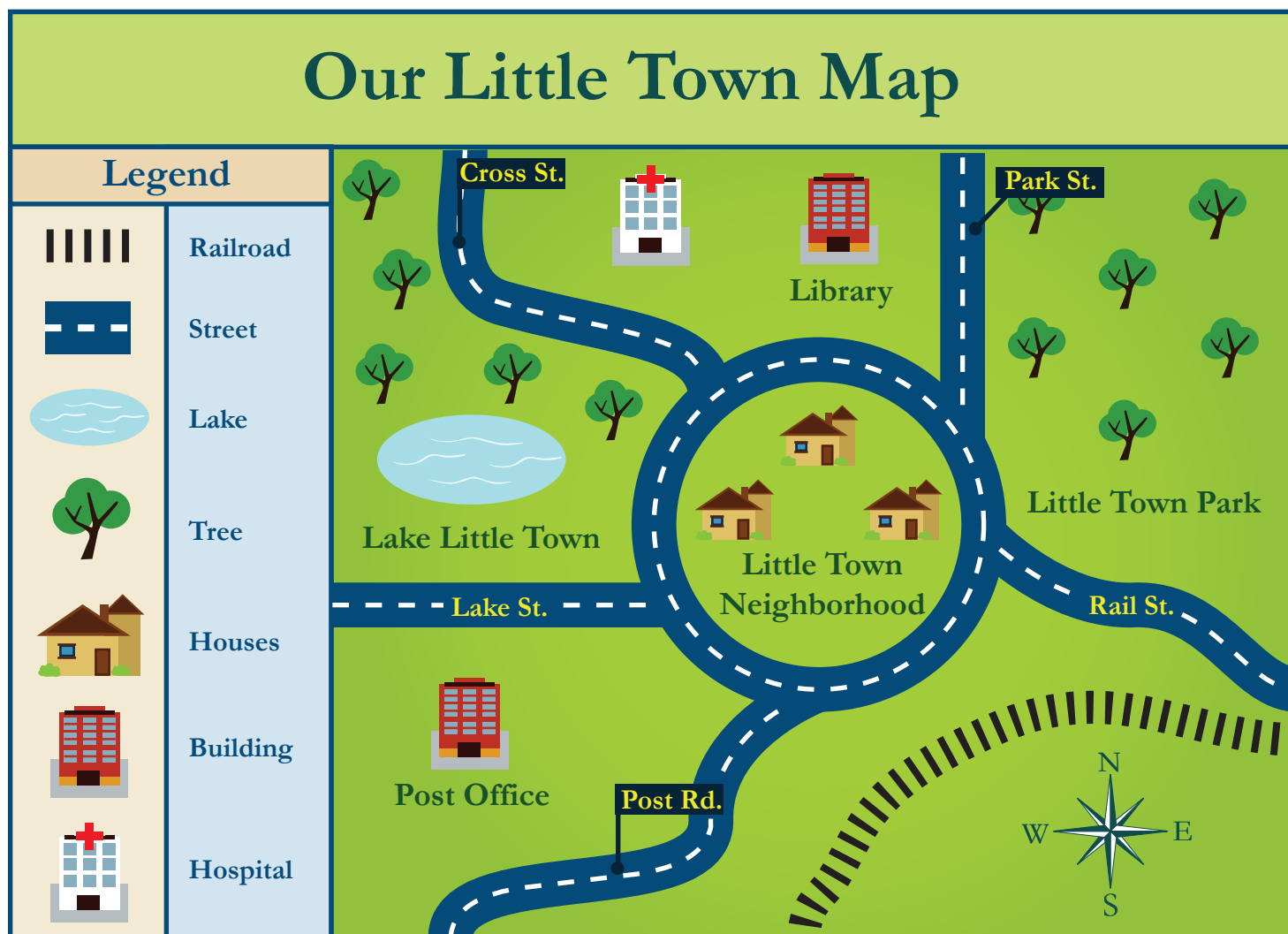
the US
Capitol

the White
House

the Supreme
Court Building

Reading a Map

Study the map and use it to answer the questions below.



1. What is the title of this map?

2. From the post office, is the lake north or south?

3. If you are at the library, which direction do you go to the town neighborhood?

4. What is west of Little Town Neighborhood?

5. What building is east of the hospital?

_____'s Flag

Redesign the American flag as a flag that represents you. Choose colors for the stripes and an object to put in the corner box of the flag.

The form is a large rectangle with a thick black border. It is divided into two main sections. The top-left section is a smaller rectangle, intended for drawing an object. The rest of the rectangle is filled with horizontal lines, representing stripes on a flag. There are 10 horizontal lines in total, including the top and bottom borders of the main flag area.

What colors did you pick for the stripes and why?

What did you put in the box in the corner of the flag and why?

Name _____

Date _____


THE UNITED STATES GOVERNMENT

The president and Congress are a part of the federal government. We elect the president and the president lives and works in the White House. Congress makes laws for the country. We elect people in each state to work in Congress. Congress meets in the U.S Capitol.


Draw a line from each description to the correct building.

Descriptions

- This is where Congress meets.
- The president lives here.
- Laws are made in this building.
- Leaders from around the world often visit the president here.
- The president does most of his work here.
- People elected from all states work here.





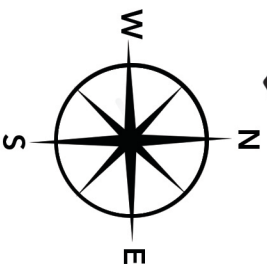
White House



U.S. Capitol

Make a Treasure Map

Complete the treasure map using landmarks from your own backyard. Don't forget, "X" marks the spot where you hid your booty.



ISD Grade Level: 2nd Grade
ISD Content: Math
Week: April 20 - April 24

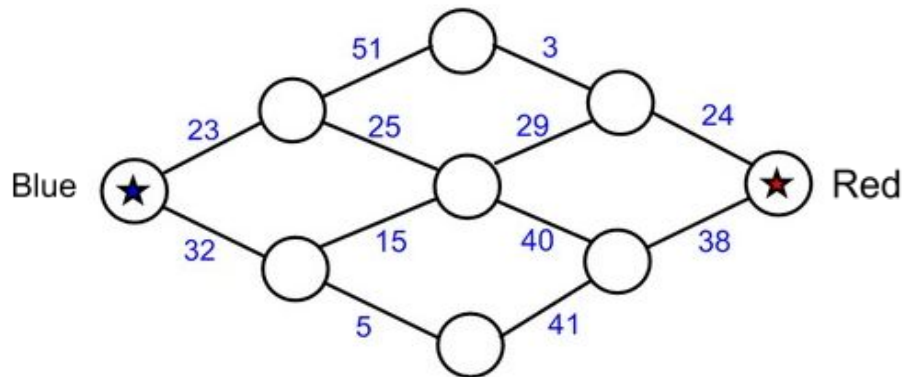


Solve and Cover

What is the value of 4 dimes and 8 pennies?	Show 3 different ways to make \$2.00.	How many pennies are in \$1.00?	Create 87 cents without using nickels.
Which has the greater value: 4 dimes and 3 pennies OR 2 quarters?	What is the value of 5 quarters and 3 dimes?	Show 4 different ways to make 72 cents.	Make 55 cents without using dimes.
Show 75 cents without using quarters.	Which has the greater value: 4 quarters OR 10 dimes?	How many nickels equal one quarter?	Which has the greater value: 8 nickels and 1 penny OR 3 dimes and 7 pennies?
How many dimes would it take to equal \$1.40	Show 3 different ways to make \$1.25.	What is the value of 9 pennies and 8 quarters?	Create 98 cents with the smallest amount of coins possible.

Task

The picture shows islands connected by bridges. To cross a bridge, you must pay a toll in coins. If you start on the island marked in blue with 100 coins, how can you make it to the island marked in red?



Word Problem of the Day

There are 47 students playing on the playground and 36 students playing in the grass. How many students are playing outside?

"Adding should be quickly done, partial sums are fast and fun!"

1) $25 + 61 =$

5) $16 + 82 =$

2) $44 + 53 =$

6) $58 + 21 =$

3) $61 + 17 =$

7) $22 + 43 =$

Word Problem of the Day

Josh has 35 hot wheels cars. Grant came over to play and brought 26 of his hot wheels cars. How many cars are they playing with altogether?

Name: _____

Directions: Use friendly numbers to add or subtract.

1. $34 + 59 =$

2. $78 + 126 =$

3. $590 - 437 =$

4. $80 - 39 =$

Word Problem of the Day

A bakery made 46 cupcakes on Monday. On Tuesday they baked 15 more cupcakes than they did on Monday. How many cupcakes did they make on Tuesday?

Add to solve the problem:

Remember! Use friendly numbers, decompose the numbers or change the order to make it easier to add!

1. $32 + 75 =$

2. $45 + 115 =$

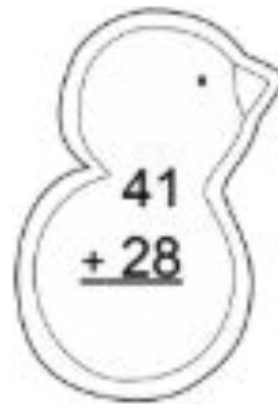
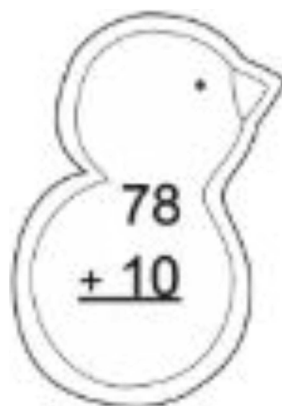
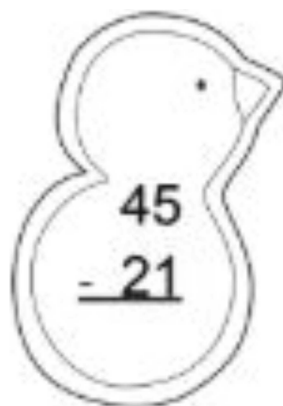
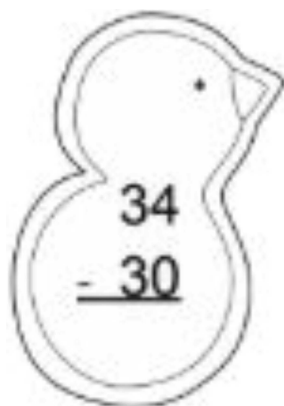
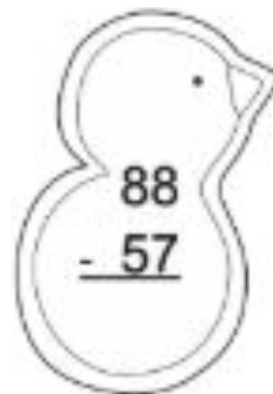
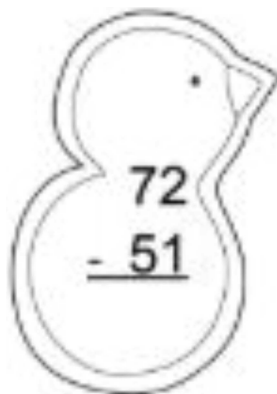
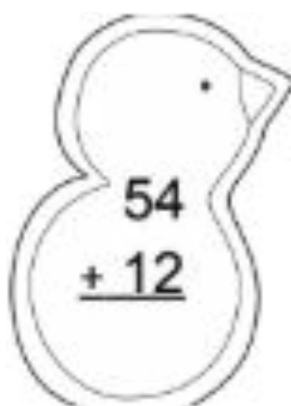
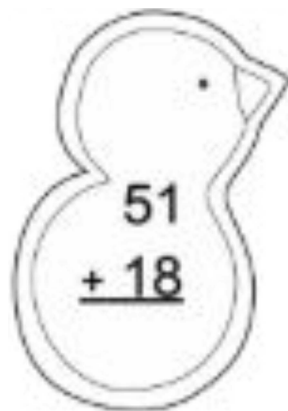
3. $67 + 212 =$

4. $332 + 163 =$

5. Sam has 175 pencils. He sharpens 85 pencils. How many pencils are not sharpened?

Word Problem of the Day

Mrs. Smith's class read 36 books last week. Mr. Wilson's class read 14 more books than Mrs. Smith's class. How many books did Mr. Wilson's class read?



Word Problem of the Day

There are 21 more cows than goats on the farm. There are 64 goats. How many cows are there?



Work Page

ISD Grade Level: 2nd Grade
ISD Content: Science
Week: April 20 - April 24






Work Page




Seed Investigation

The seed I am investigating is _____.



This is what my seed looks like.



This is what my seed will look like after it grows.

What are some adjectives you can describe your seed?


What type of weather does your seed grow best in?

Name _____ Date _____

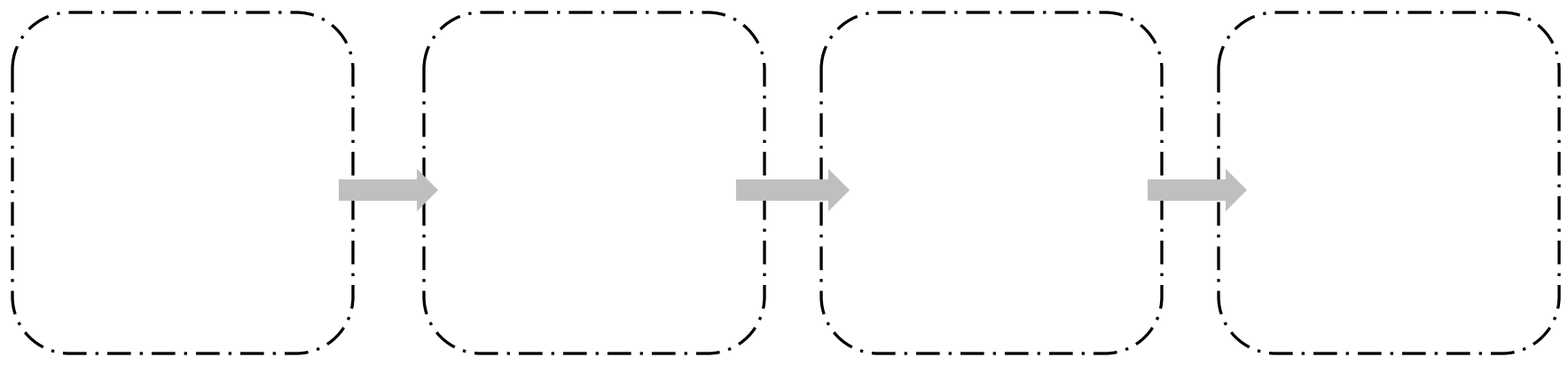
The Tiny Seed

What is the main idea of this story?

Why did the author write this story?



Retell the events in the story, from beginning to end.



What question would you want to ask the author?

Seed Dispersal

Seeds do not have legs but they sure do move! In each box, draw a picture with labels to show how a seed is moved.

Seeds dispersed by wind look like this.

Seeds dispersed by water look like this.

Seeds dispersed by an animal look like this.

How Plants Travel

Plants can travel in many different ways: by humans, animals, or the wind. Look at the pictures below. Choose the sentence from the table that matches each picture and write it down.





Farmers grow crops by planting seeds in the ground.

Birds eat fruit in one place and pop out seeds in another place.

Coconuts fall into the sea and are carried to another shore.

Dandelion seeds are carried by the wind.





By: _____

Life Sciences: Seeds and Fruits

Questions for Understanding

1. Think about what you read. What are two jobs that a fruit has?
2. How are seeds spread naturally? Circle the answers.
wind on animal fur at the store

in cars when animals eat them water
3. Describe a model you could make that shows how wind spreads out seeds.
4. Make a claim. A claim is something you believe to be true. Can people help spread seeds? Use facts to support your claim.

Supports and Develops:


Science and Engineering Practices: Developing and Using Models (2); Analyzing and Interpreting Data (4); Engaging in Argument from Evidence (7); Obtaining, Evaluating, and Communicating Information (8).

Disciplinary Core Idea LS1.A: All organisms have external parts. ... Plants also have different parts (roots, stems, leaves, flowers, fruits) that help them survive and grow.

QUICK LAND CHANGES

In the outer circle, write facts or draw pictures about facts you know about

**QUICK
LAND
CHANGES**




Name _____



Quick or Slow? I've Got to Know!

Finding evidence to support a claim



Name of Earth change	Is it a quick or a slow change?	How do you know? What is your evidence?	Where did you find this? (example: name of book and the page)
volcano	_____	_____ _____	_____ _____
earthquake	_____	_____ _____	_____ _____
Mountain formation	_____	_____ _____	_____ _____
Weathering and erosion	_____	_____ _____	_____ _____
glaciers	_____	_____ _____	_____ _____

Name: _____

Date: _____

Weathering and Erosion

Nature is always changing. Those changes are called natural events. Some natural events happen quickly. Think of a fire that starts when lightning strikes a tree. Other events occur slowly, such as when rocks are worn down over hundreds of years. This happens because of weathering and erosion.

Weathering is what happens when a part of a rock is loosened. Parts of rocks are usually loosened by nature. **Erosion** (ih-ROH-jzun) happens after weathering. It is the process of moving water, moving ice, or wind carrying away a part of a rock.

Moving water can cause weathering and erosion. Have you ever seen waves crash against rocks on the shore? The water can chip off small pieces of rock and carry them away. As more waves hit the rocks, more pieces are chipped off and carried away. Because of this, the rocks get smaller and smaller over time.

Moving ice can cause weathering and erosion. Some mountains have solid sheets of ice near the top. During warmer weather, a bit of ice melts. Then the sheet of ice may move slowly down the mountain. As the solid ice moves, it scrapes rocks, breaking off pieces. Then the pieces are taken away by the moving ice.

Wind also causes weathering and erosion. Wind can blow sand and dirt. It can carry the dirt far away. In some places, strong wind will push sand against rocks. Over a long period of time, the wind wears down those rocks.

Reading Comprehension:

1. Which paragraph tells you the definition of weathering? _____
2. What three natural events cause weathering and erosion?
 - a. _____
 - b. _____
 - c. _____

3. Why did the author ask the reader this question in paragraph 3: "Have you ever seen waves crash against rocks on the shore?"

4. How does ice cause weathering and erosion?

5. What did you learn about weathering and erosion? Write three facts you learned.

a. _____

b. _____

c. _____

ELA Connection:

6. What is the author's purpose of writing this article?

The author wrote this article to (persuade/inform/entertain) the reader about _____.

The author (answers/describes/explains) _____.


_____.

7. Write a glossary for the terms weathering and erosion.

Erosion: _____

Weathering: _____

Can you help this farmer? He wants to plant his crops. He wants to make sure that there is no wind or water erosion. Has he made a good plan? Do you see anything that he has added that could prevent erosion? Label those areas. Do you see any areas that need to have erosion prevention? Add and label to this drawing so the farmer can have a successful crop.



Name: _____



Stop the Wind Damage

There is a stretch of road that debris blows across and makes it hard for automobiles to see traffic. You have been hired to design something that will prevent the debris from blowing across the road.

What it looks like:

What it is made of:



Work Page



Work Page



Work Page



Work Page



Work Page