



**Social Studies Virtual Learning**

**3rd Grade**

**Cities and Rivers of Missouri**

**April 6, 2020**



## 3rd Grade Social Studies

Lesson: April 6, 2020

### **Learning Target:**

Students will name and locate the major cities and rivers in the state of Missouri.

**Background: This is a review lesson from first quarter.**

- Students will name and locate major cities in Missouri.
  - St. Louis, Springfield, Kansas City, Jefferson City, Columbia.
- Students will name and locate major rivers in Missouri.
  - Mississippi River and Missouri River

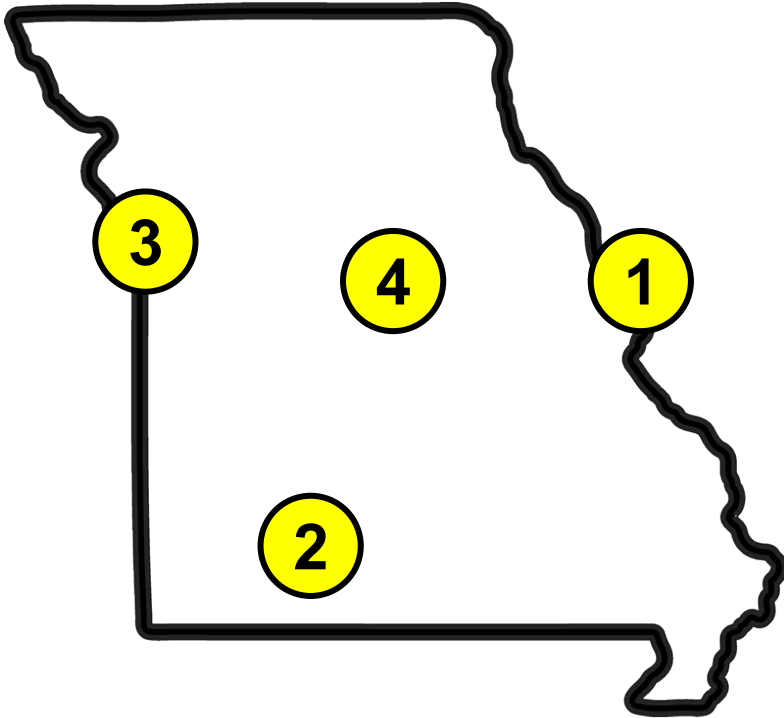
## **Let's Get Started:**

### **Watch Videos:**

1. The Lay of the Land: <https://youtu.be/8bF3CrEUUdk>
2. Missouri for Kids: <https://www.youtube.com/watch?v=YqHVHU6xGmw>

## Practice #1:

Where are the major cities in Missouri?



1. St. Louis
2. Springfield
3. Kansas City
4. Columbia

## Practice #2:

### What do the major cities look like?



St. Louis, MO



Springfield,  
MO



Kansas City,  
MO



Columbia,  
MO

## Practice #3:

Where is the state capital?



A capital is a city that is the home to the state government.

The state capital of Missouri is Jefferson City. It is located along the Missouri River.

The star on the map shows the location of Jefferson City.

# Practice #4:

## What does our state capital look like?



State Capitol Building  
Jefferson City, Missouri



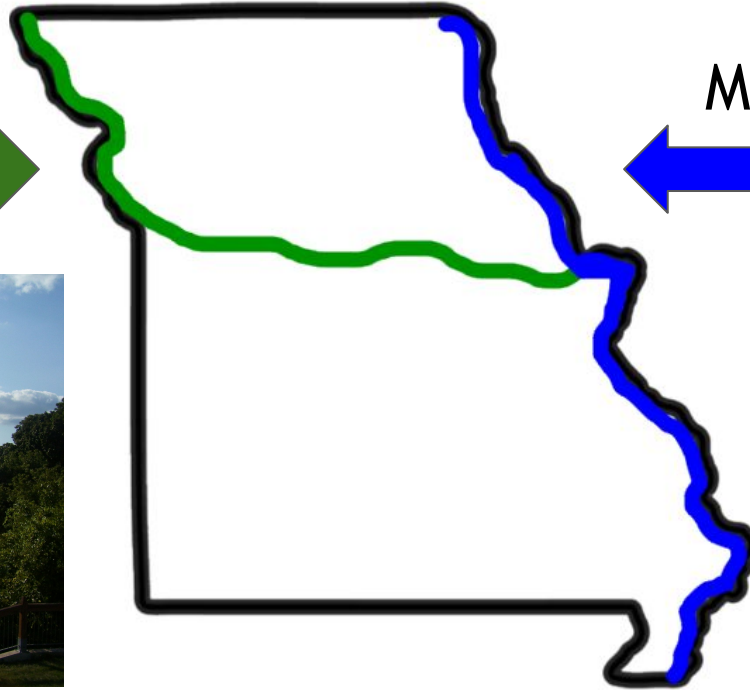
Missouri Governor's Mansion  
Jefferson City, Missouri



# Practice #5:

Where are the Mississippi and Missouri Rivers?

Missouri River



Mississippi River




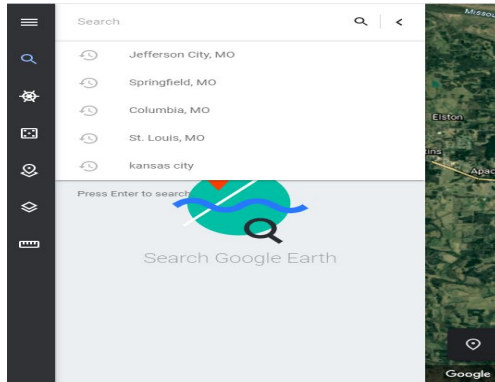


# Practice on your own:

Go to this website:

<https://www.google.com/earth/>

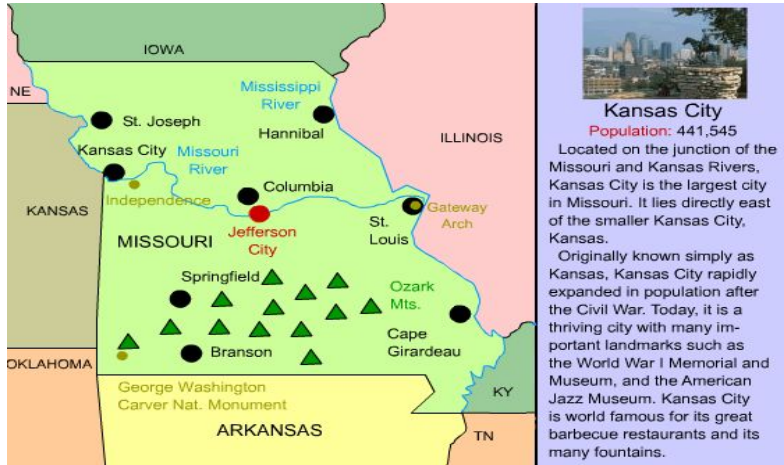
1. Select “Launch Earth”.
2. Explore Missouri’s major cities by typing the name of each city into the search bar. What do you notice? How are they similar and different?
3. Select the person icon and drag and drop to explore the cities from street view.
4. You can also explore by typing in specific attractions like the Capitol Building, Governor's Mansion, and the Gateway Arch.



## MORE Practice on your own:

Go to this website: <https://mrnussbaum.com/missouri-interactive-map>

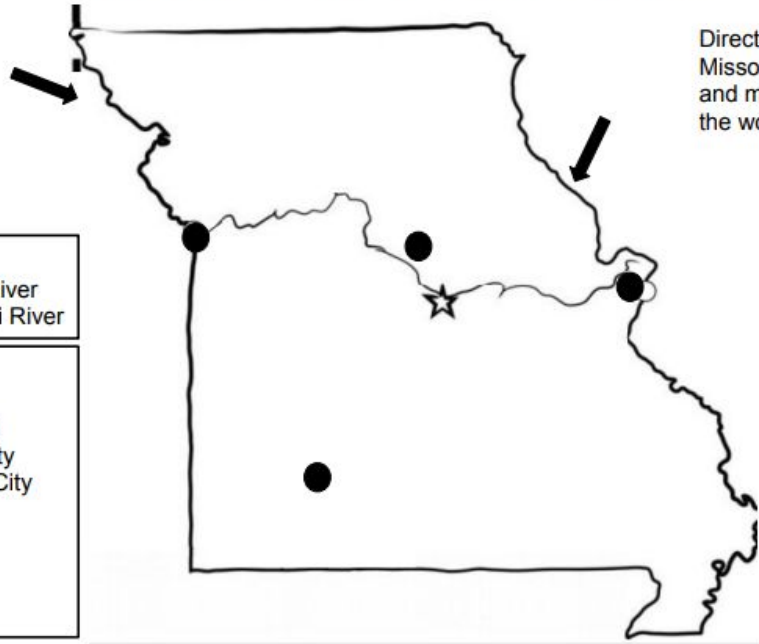
1. Explore and learn fun facts about Missouri's cities and rivers by clicking on them.
2. When you click on a river or city, a fact box with a picture will appear to the right of the map. Which fact did you find the most interesting?



# Practice:

## Complete this page in your packet.

### Missouri's Important Features



Directions: Label Missouri's major cities and major rivers using the word bank below.

Rivers:

1. Missouri River
2. Mississippi River

Cities:

1. St. Louis
2. Springfield
3. Kansas City
4. Jefferson City
5. Columbia

Click here to open worksheet.



## Self Check:

Go tell someone in your home your answers.



1. Was this lesson?

- easy,
- just right
- hard

2. If you were going to plan a trip to one of Missouri's major cities, which one would you visit and why?  
Write your answer down on a blank piece of paper or tell a grown up.