



Writing Virtual Learning

3rd Grade Writing

April 7, 2020

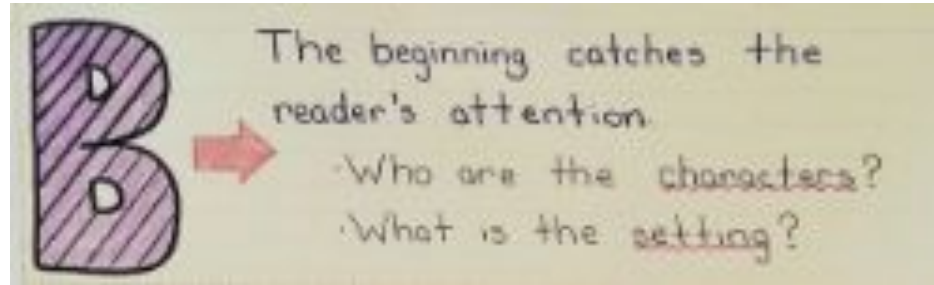


3rd Grade Writing
Lesson: Tuesday, April 7, 2020

Learning Target:
Students will write a clear beginning paragraph.

Background:

- A story has three parts: beginning, middle, and end.
- The beginning of a story introduces the characters and setting.




Let's Get Started:

Watch Videos:

1. Review: [BrainPop Jr.](#) - Story Elements
2. Book: [Goldilocks and the Three Bears](#)

Practice: Writing Your Fairy Tale Introduction



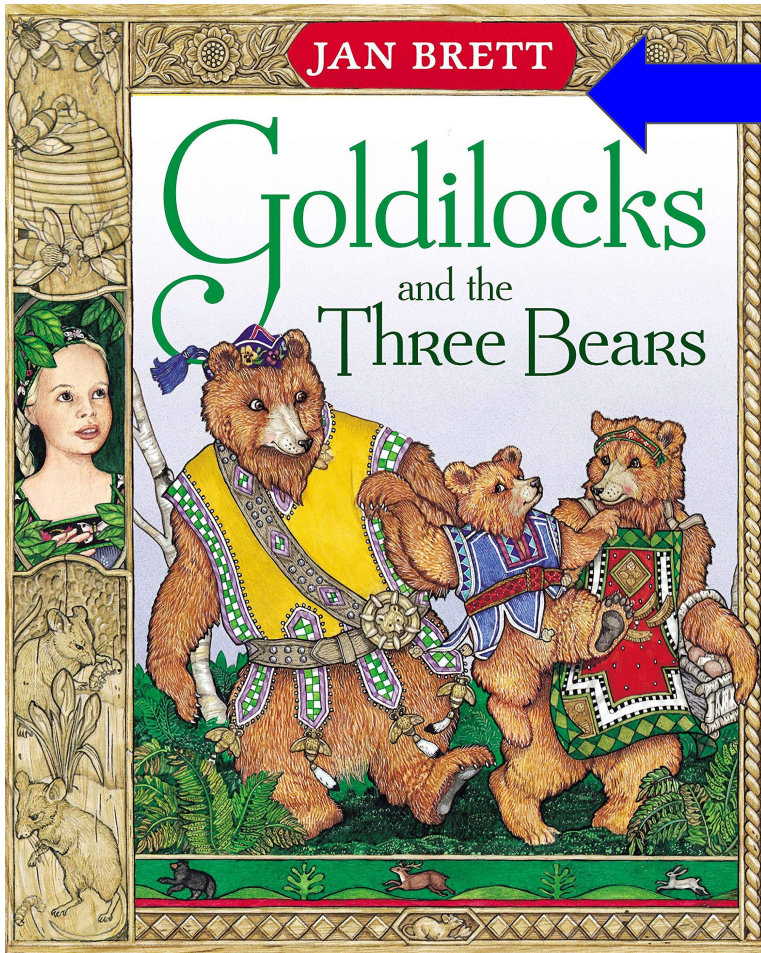
A large rectangular box with a black border, containing 20 horizontal lines for writing. The lines are evenly spaced and extend across the width of the box.

Today, you will write the beginning of your fairy tale based on your brainstorming from yesterday. You will need the lined paper in your packet.

You also have the option to type your paper, or write your story in a journal of your choice.

Click here to open worksheet.





Guided Practice #1: Adding a Title and Author

Original Story-
Title: Goldilocks and the Three Bears
Author: Jan Brett

***Write the title of your fairy tale. Don't forget to capitalize the first letter of the FIRST word, LAST word, and all IMPORTANT words.**

Independent Practice #1: Adding a Title and Author

Dreadlocks and the Gorilla
Author: Your Name



I changed the title to my story based on how I changed the characters from the original story.



Title
Author: Your Name

*Write the title of your fairy tale at the top of your paper, along with your name as the author. Don't forget to capitalize the first letter of the FIRST word, LAST word, and all IMPORTANT words.

Indents

Indents are moving the first line of a paragraph to the right and creating a space.

- It is usually 5 letter spaces.
- The first sentence of every paragraph should be indented to show where the paragraph begins.
- The rest of the sentences should be lined up on the left. If using notebook paper, these sentences should line up on the pink or red line.

Example:

→ The warm weather allows me to play outside. I play under the sprinkler with my brother. We run through the water and scream each time! At night, I play hide and seek with my friends. I usually hide behind a big bush. I love it when the weather is warm!

Guided Practice #2: How to Indent a Paragraph


When you start a new paragraph you need to indent to let your reader know that you have changed ideas. You can indent by putting two finger spaces on the first line only before writing.



Independent Practice: Indenting a Paragraph

After you write the title and author at the top of your paper, you will indent your first paragraph by putting a two-finger space before your first word.

If you are typing your story, you can press TAB to create an indent.



A large rectangular box with a black border, containing four horizontal lines for writing. A blue arrow points to the right from the top left corner of the box.

Guided Practice #3: Writing the Introduction to a Fairy Tale

The first paragraph should include the following:

- “A long, long time ago in a far, far away land...”
- Introduce the characters in the story
- Introduce the setting of the story

*You brainstormed these yesterday using your graphic organizer.

My Own Fairy Tale
<p>Characters</p> <ul style="list-style-type: none">● Dreadlocks● Little Gorilla
<p>Setting</p> <ul style="list-style-type: none">● A remote mountain on an island

Guided Practice #3: Writing the Introduction

The first paragraph should include the following:

- “A long, long time ago in a far, far away land...”
- Introduce the characters in the story ([Little Gorilla and Dreadlocks](#))
- Introduce the setting of the story ([secret lair in a mountain on an island](#))

*You brainstormed these yesterday using your graphic organizer.

→ Once upon a time in a far, far away land, there lived a little Gorilla that worked as a secret spy. He lived in a secret lair inside of a mountain on a remote island. His arch nemesis was a girl named Dreadlocks. She was very messy and very greedy.

Independent Practice #3: Writing the Introduction

The first paragraph should include the following:

- “A long, long time ago in a far, far away land...”
- Introduce the characters in the story (Add your new characters)
- Introduce the setting of the story (Add your new setting)

*You brainstormed these yesterday using your graphic organizer.



A writing template for an introduction paragraph. It features a blue arrow pointing to the start of the first line, followed by six horizontal lines for writing.

Self Check:



1. Does your beginning paragraph have the following pieces:
 - Title and Author
 - First paragraph indented
 - Introduction of characters and setting
2. Share your beginning paragraph with an adult and ask them to identify the characters and setting in your story.

Additional Resources



Click here for fairy tale writing prompts.



Click here for a fractured fairy tale of: Goldilocks and the Three Little Bears

