



**Social Studies Virtual Learning**

# **3rd Grade: Who is your Consumer?**

**April 8, 2020**



## 3rd Grade Social Studies

### Lesson: April 8, 2020

#### **Learning Target:**

Students will use their economics knowledge to define and explain producers and consumers.

## **Background: This is a review lesson for 3rd grade Economics**

- Students learn to describe consumers and producers and the relationship to goods and services within their school and community in 1st grade.
- Students learn to describe consumption and production and the relationship to goods and services within their region in 2nd grade.
- Students learn to explain and define economy in 3rd grade.

### **Let's Get Started:**

Watch These Videos:

1. [Anchor Lesson](#)
2. [Producers and Consumers](#)
3. [Arthur's Pet Business](#)

Remember, producers are the people that make the good or service.

# Practice #1: Consumer or producer? Circle the correct answer.

Remember, consumers are people that make purchases.



1. Patrick Mahomes buying sour gummy worms.      ConSUMER **or** producer



2. A farmer growing corn to sell at the market.      ConSUMER **or** producer



3. Travis Kelce buying a new hairbrush.      ConSUMER **or** producer



4. Target selling their brand of paper plates.      ConSUMER **or** producer



5. A girl making glow in the dark slime to sell.      ConSUMER **or** producer










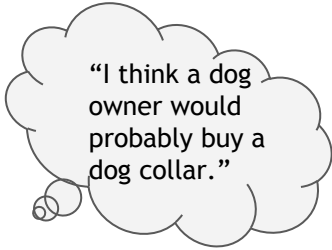
6. A student reading a Dog Man book.      ConSUMER **or** producer



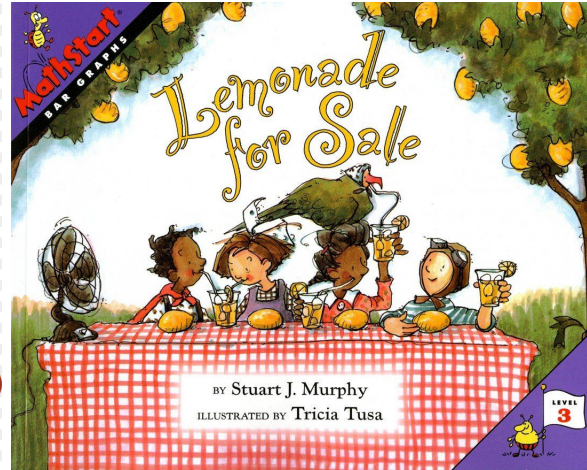
## Practice #2:



Look at the products in the pictures below. In the thought bubbles, put what kind of consumer would that product.



Think about WHO would be buying your product. For example, in the story “Lemonade for Sale” the children were the producers and their neighbors were the consumers.



Their neighbors were thirsty which is why they bought the lemonade.

# Practice:

Complete this page in your packet.

Name \_\_\_\_\_ Date \_\_\_\_\_

## Time to Sell!

What is a producer?

\_\_\_\_\_

Who is the producer of your product?

\_\_\_\_\_

What is a consumer?

\_\_\_\_\_

Who is the consumer of your product? Remember to think about who would be buying your product.

\_\_\_\_\_

Please explain why they would buy your product.

\_\_\_\_\_

Draw a picture of the consumer of your product.



Practice on your own:

Go to this website:

[The Bakery Shop](#)



1. Click on Continue.
2. Then read about starting your own business and the directions on how to play the game.
3. Work through the game to feed your customers and keep your business open.
4. Once you are done, think about these questions: Who was the producer? Who was the consumer? What was the product?



## Self Check:

Go tell someone in your home about the consumer of your product. \*Remember this is your customer.



1. Was this lesson?

- easy
- just right
- hard

2. Think about a product you have bought. Why did you want that product? Think about how that might help you “sell” your product to your consumers.