






Student Directions

Use the clues to solve the Mystery Word. The clues follow the same pattern for each word. Remember, to use your resources to help you find the Mystery Word!

Clue #	Symbol	The Clues
1		First and Last letter, Part of speech, # of letters
2		Synonyms
3		Antonyms
4		Context Sentence
5		Definition, Word, Context Sentence

Click here to
review antonyms!



Antonyms



The Mystery Word is
NOT similar to
factual and real.


Fairytale Vocabulary Words

Word	Meaning	Part of speech
charming	friendly, pleasant, or likeable	adjective
enemy	someone or something that hates, or hurts another	noun
hero	a person known for a brave act or actions that helped others	noun
brave	having courage when facing something scary or hard	adjective
adventure	an unusual or exciting experience	noun

Practice 1

Using a piece of paper draw a four square window pane.

Word	Meaning
Sentence	Picture



Click [Practice 2](#) to complete the analogies.

Practice 2

An analogy shows a relationship between two sets of words. The words in the first pair must have the same relationship as the words in the second pair. To complete an analogy with a missing word, you must first discover the relationship between the completed pair. (example: Cat is to meow.. as... dog is to bark.)

1. Sky is to ground....as....friend is to _____.
2. Funny is to clown....as....brave is to _____.
3. Timid is to shy....as....friendly is to _____.
4. Protected is to safe....as....courageous is to _____.
5. Industrious is to industry....as....adventurous is to _____.

enemy

hero

adventure

brave

charming

Practice 3

Directions: Read your own book for 20 minutes or more and record it in your reading log. Underneath the title, write any tricky words you came across while reading. Then, choose one of those words and create a window pane on a blank piece of paper. Look back on slide 7 as a reminder on what to include in your window pane.

Reading Log

Date

Book Title and Tricky Words

of
pages
read

Minutes
read

	Tricky words:		
	Tricky words:		
	Tricky words:		
	Tricky words:		
	Tricky words:		

Choice Board

Directions: After 20 minutes of reading your independent book each day, choose one of these activities to complete.

News Article

Write a newspaper article about 1 major event from your book. Be sure to include an exciting headline using **bigger font**.

Movie Poster

If your book was made into a movie, design a colorful poster to advertise it. Be sure to include the title, author, a summary, and a movie-critic's review!

Letter

Write a 1-page, friendly letter to someone recommending your book. Be sure to include a summary and 3 reasons why you liked it. (Be sure you use the friendly letter format.)

Character Bag

Collect 6 items that represent/symbolize a main character. These items should show your character's beliefs, activities, major events, likes, & dislikes. Be sure to explain each item.



Questions

Write 3 questions a character in the story would ask. Start: _____ would ask..

New Character

Create an original character and tell how that character would fit into the story.

Recommendation

Write a recommendation to your teacher as to why the story should be read or not

Magazine Interview

As a reporter, ask 10 questions of your main character. The 10 answers should show how well you know your character. (These should **not** be questions that are yes or no answers.)

Self Check:



Go tell someone in your home your answers

1. Was this lesson:
 - easy
 - just right
 - hard
2. Try to find as many words when you read your just right book!