



Music Virtual Learning

3rd Grade:

Ostinato (Form) & Composition

April 9, 2020



3rd Grade Music

Lesson: April 9, 2020

Learning Target:

I can explore basic forms and composition techniques:
repeated patterns (ostinati).

Background: This is identifying musical form and using simple composition techniques.

- Students learn to identify repeated patterns in Music (ostinati)
- Students learn to play and sing parts independently.
- Students learn to create a final musical form.

Let's Get Started:

Watch this video!

1. [Ostinato Explained!](#)
2. [What's an Ostinato?](#)

Practice #1:

Learn a new song and a new ostinato!


CLICK THE PLAY
BUTTON TO HEAR
THE SONG!



Practice #2:

Play a new ostinato!

1. Grab and pot and spoon, a bucket and a spatula, or pat your lap!

2. Read and play this rhythm: 
ti-ti ti-ti ta rest

3. Now keep repeating: that's an ostinato!

4. Click the video and play along!


If video will
not play,
click smiley
face for link



Practice #3:

Play a new ostinato!

1. Grab and pot and spoon, a bucket and a spatula, or pat your lap!

2. Read and play this rhythm: 
Ta ti-ti ta rest

3. Now keep repeating: that's an ostinato!

4. Click the video and play along!

If video will
not play,
click smiley
face for link

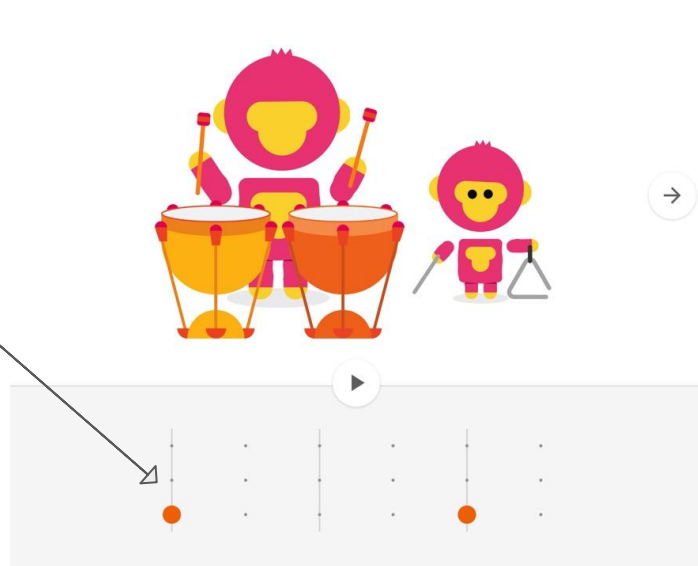


Practice on your own:
Go to this website:
[Chrome Music Lab: Rhythm](#)

1. Click on the tiny gray dots to activate an instrument.
(Orange dots are already activated)

2. Hit the play button in the center of the screen.

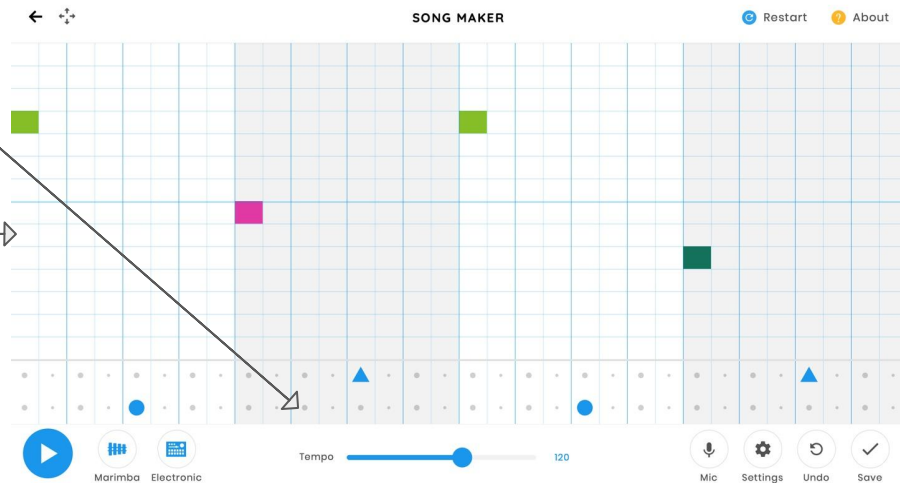
3. Play along!



(For different instruments and animals, click the arrow on the right hand side of the screen)

More practice on your own:
Go to this website:
[Chrome Music Lab: Song Maker](#)

1. Click on the tiny gray dots to activate a rhythm instrument.
2. Click a box in the grid to activate a melody instrument
3. Hit play and sing along with your new ostinato!



(For different instruments and animals, click the arrow on the right hand side of the screen)

Self Check:

Go tell someone in your home your answers.



1. Was this lesson?

- easy,
- just right
- hard

2. Sing or play a song you know well, and add any ostinato you like!