












# Student Directions

Use the clues to solve the Mystery Word. The clues follow the same pattern for each word. Remember, to use your resources to help you find the Mystery Word!

| Clue # | Symbol   | The Clues   |
|--------|--|---|
| 1      |   | First and Last letter, Part of speech, # of letters |
| 2      |   | Synonyms  |
| 3      |   | Antonyms  |
| 4      |   | Context Sentence                                    |
| 5      |  | Definition, Word, Context Sentence                  |

The Mystery Word makes sense  
in this sentence. Use context  
clues to help:



My mom will read me  
a \_\_\_\_\_ before I go  
to bed.


# Fairytale Vocabulary Words

| Word      | Meaning  | Part of speech |
|-----------|--|----------------|
| charming  | friendly, pleasant, or likeable                              | adjective      |
| enemy     | someone or something that hates, or hurts another            | noun           |
| hero      | a person known for a brave act or actions that helped others | noun           |
| brave     | having courage when facing something scary or hard           | adjective      |
| adventure | an unusual or exciting experience                            | noun           |

# Practice 1

Using a piece of paper draw a four square window pane.

|          |         |
|----------|---------|
| Word     | Meaning |
| Sentence | Picture |



Remember to use context clues in your sentence!

# Practice 2

On a piece of paper number from 1-5. Then pick the word that best completes the sentence.

1. The \_\_\_\_\_ prince went to fight the dragon. (brave, scared)
2. A flower garden is a very \_\_\_\_\_ place to sit and think. (ugly, charming)
3. The \_\_\_\_\_ ship was trying to sink the other ship. (friendly, enemy)
4. Sally's cat was saved from the fire by a \_\_\_\_\_. (hero, villain)
5. The children went on a great \_\_\_\_\_ when they found the treasure map. (adventure, ride)



## Practice 3

**Directions:** Read your own book for 20 minutes or more and record it in your reading log. Underneath the title, write any tricky words you came across while reading. Then, choose one of those words and create a window pane on a blank piece of paper. Look back on slide 7 as a reminder on what to include in your window pane.

# Reading Log

Date

Book Title and Tricky Words

# of  
pages  
read

Minutes  
read

|  |               |  |  |
|--|---------------|--|--|
|  |               |  |  |
|  | Tricky words: |  |  |
|  |               |  |  |
|  | Tricky words: |  |  |
|  |               |  |  |
|  | Tricky words: |  |  |
|  |               |  |  |
|  | Tricky words: |  |  |
|  |               |  |  |
|  | Tricky words: |  |  |

# Choice Board

Directions: After 20 minutes of reading your independent book each day, choose one of these activities to complete.

## Questions

Write 3 questions a character in the story would ask. Start: \_\_\_\_\_ would ask..

## Comic Strip:

Create a 5-picture, colorful comic strip depicting 5 major events. Make sure they are in order, include captions and dialogue to aid in a retelling of your tale.

## Letter

Write a 1-page, friendly letter to someone recommending your book. Be sure to include a summary and 3 reasons why you liked it. (Be sure you use the friendly letter format.)

## Character Bag

Collect 6 items that represent/symbolize a main character. These items should show your character's beliefs, activities, major events, likes, & dislikes. Be sure to explain each item.



## News Article

Write a newspaper article about 1 major event from your book. Be sure to include an exciting headline using **bigger font**.

## New Character

Create an original character and tell how that character would fit into the story.

## Recommendation

Write a recommendation to your teacher as to why the story should be read or not

## Book Jacket

Design a colorful cover that looks different from the traditional tale. Include the title, setting, characters, and a summary on the back cover.

## Self Check:



Go tell someone in your home your answers

1. Was this lesson:
  - easy
  - just right
  - hard
2. Try to find as many words when you read your just right book!