



Math Virtual Learning

3rd Grade Elapsed Time

Lesson 15

April 10, 2020



3rd Grade Math

Lesson 15: April 10, 2020

Learning Target:

Students will learn what Elapsed Time means and begin solving it.

Background: Using the telling time prior lessons to learn a new skill

- Students learn to tell time to the nearest 1 minute in 3rd grade.
- Students will use their knowledge of a clock and time to build new learning.

Let's Get Started:

Watch Videos:

Brain Pop: Elapsed time
3rd Grade Number Line

Now, watch the main lesson for today

Lesson 15:

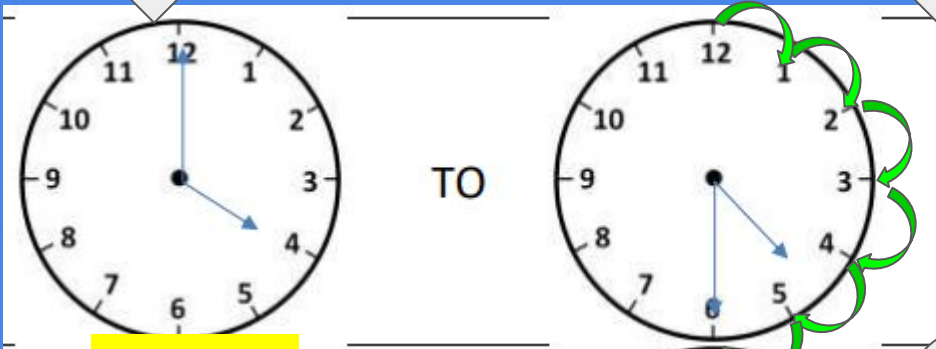
For the next few slides, please press **Present**



4:00

Practice #1:

4:30



30
minutes

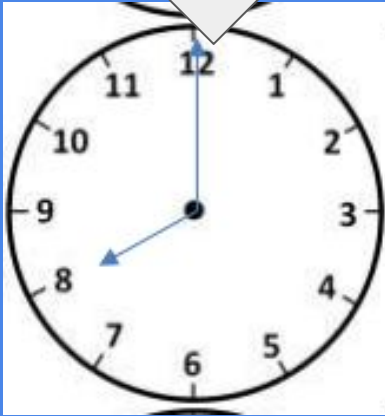
4:00

4:30

Start by
telling the
time on both
clocks!

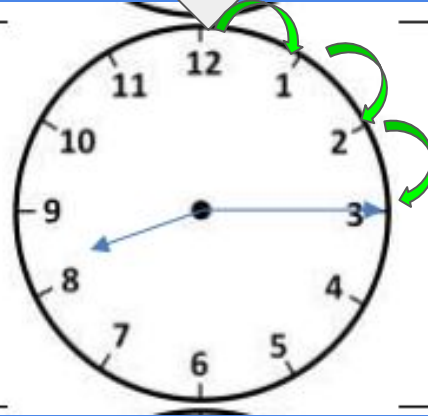
Practice #2

8:00



TO

8:15



15 minutes

8:00

8:15

8:30

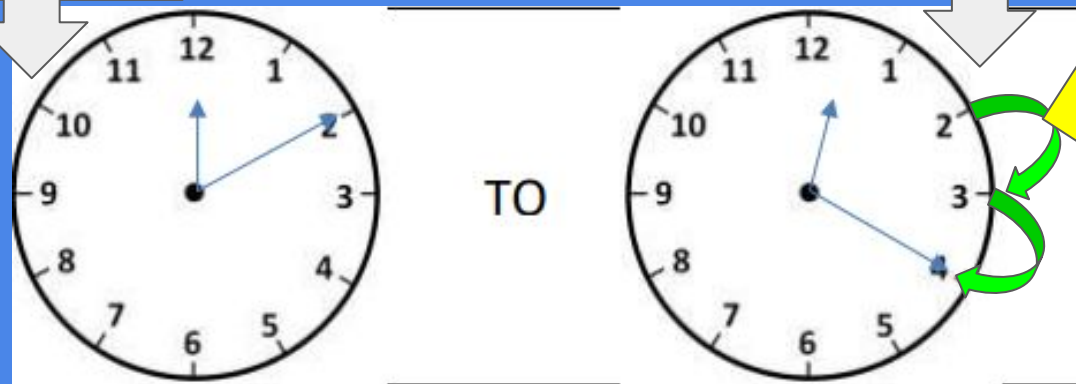
9:00

Start by
telling the
time on both
clocks!

12:10

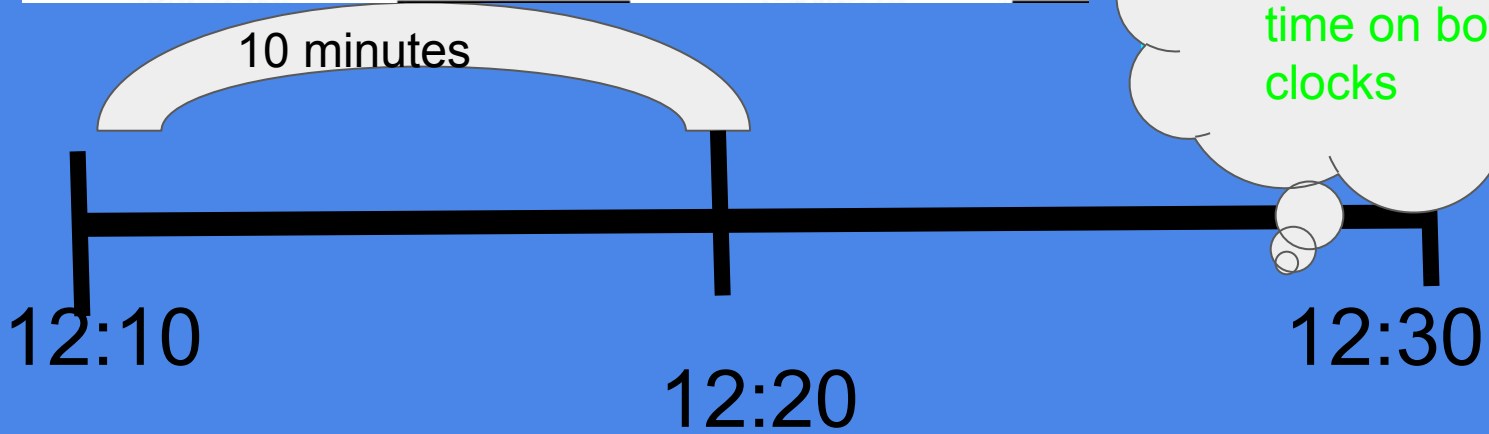
Practice #3:

12:20



Start at 10 minutes.
Not at 0.
Hop by 5 minutes

Start by
telling the
time on both
clocks



3:40

4:00

Practice #4

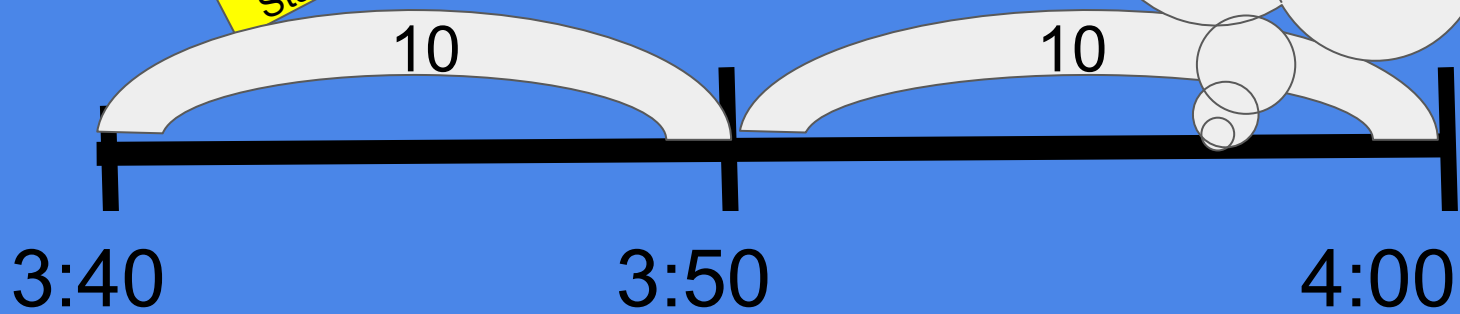
Each hop is worth 5 minutes

Start by telling the time on both clocks!



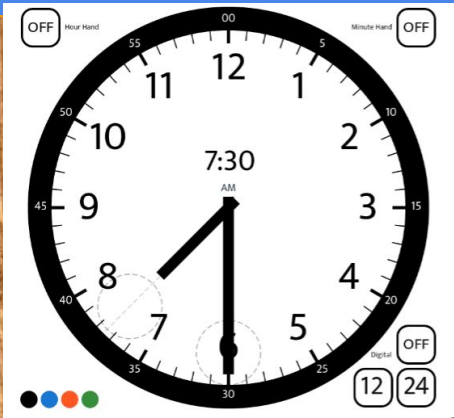
Start here

TO



Practice #5:

Julie decided to bake some chocolate chip cookies for her friends. If she put the cookies in the oven at 7:30 and took them out of the oven at 7:50, how many minutes were the cookies in the oven?



Practice on your own:

Go to this website:

[Room Recess](http://RoomRecess.com)

1. Select Computer or Tablet.
2. Select Elapsed time Minutes.
3. Wait for the clocks to change and answer the question at the top.



MORE Practice on your own:
Go to this website: [Brain Pop Jr](https://www.brainpopjr.com/)



Play any of these on Brain Pop Jr's Elapsed time site.

MORE Practice on your own:

Go to this website: [Sheppard Software](#)

1. Click on the link and click start.
2. Have Mathman eat the ghost with the correct answer.

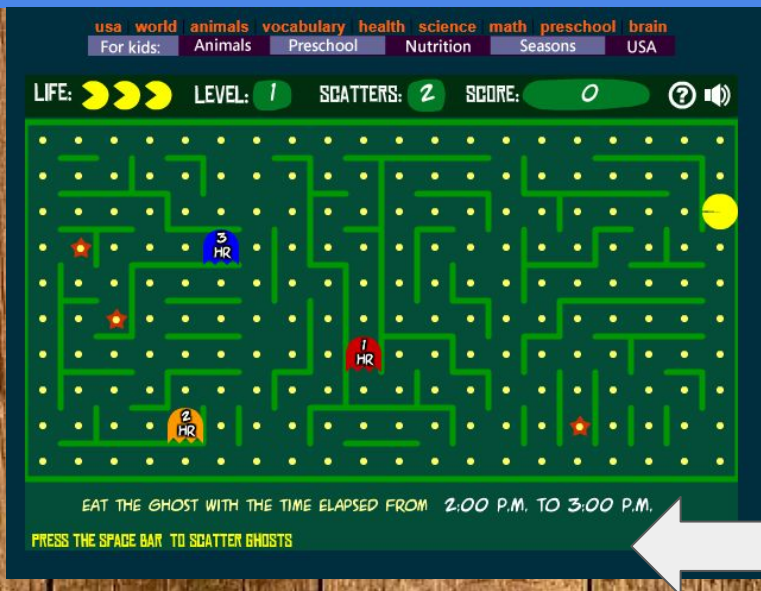
MATH MAN

CALCULATE ELAPSED TIME

EXAMPLE: THE TIME ELAPSED FROM
1:00 P.M. TO 4:00 P.M. IS 3 HR

3
HR

START



Practice:











Complete this page in your packet.

[Click here for the worksheet!](#)

Name _____ Date _____

ELAPSED TIME CLOCK WORKSHEET 2

Work out the elapsed time between the times on the two clocks.

| | | | |
|---|----|---|---------------|
|  | TO |  | _____ minutes |
|  | TO |  | _____ minutes |
|  | TO |  | _____ minutes |
|  | TO |  | _____ minutes |
|  | TO |  | _____ minutes |

© 2013 Mrs Mark Clark, Mark games and Mathshelp
MATHS-SALAMANDERS.COM



Self Check:

Go tell someone in your home your answers.



1. Was this lesson?

- easy,
- just right
- hard

2. Ask someone in your house “How long until dinner?” Then figure out what time dinner is!