



Social Studies Virtual Learning

Executive Branch

4th Grade

April 8, 2020



4th Grade Social Studies Lesson: Executive Branch

Learning Targets:

- I can identify and explain the functions of the three branches of federal government.
- I can create products such as maps, graphs, timelines, flowcharts to communicate information and understanding.

Background: This reviews content from 2nd and 3rd grade

- Identify and explain the 3 branches of government

Let's Get Started:

[Anchor Lesson](#)

Watch the video and answer the question below:

- [President of the United States Job](#)
 - What are 2 roles of the president?
- [Ducksters Article: Executive Branch](#)
 - Read or listen (go to end of article and push play to have it read to you) Check your understanding by taking Quiz. How did you do?

Click to the next slide to check your answers.

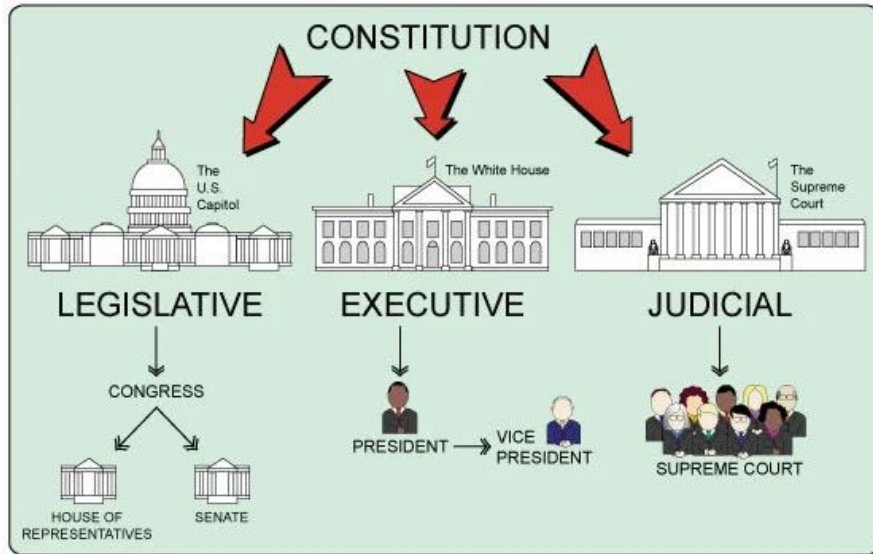


What are 2 roles of the president?

1. The President is the Commander in Chief of the military.
2. The President is the head of the Executive Branch.



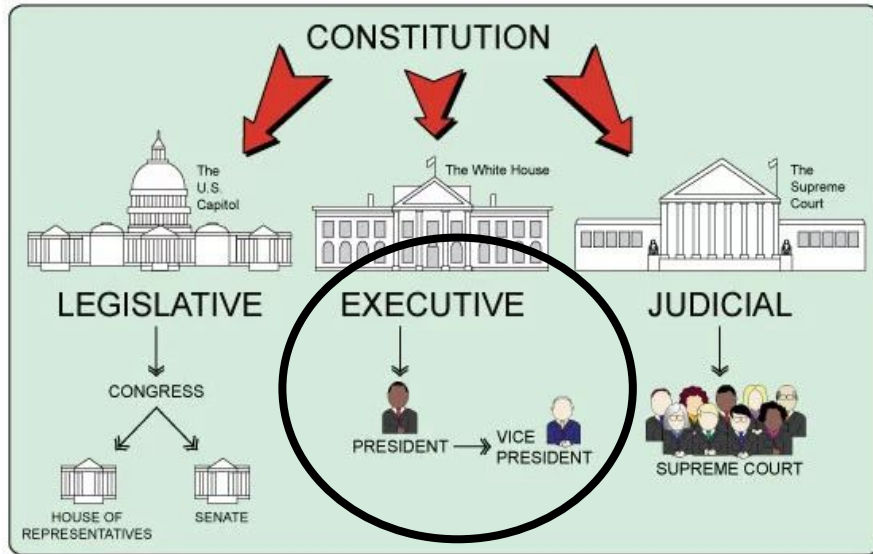
The past two days we have learned about the 3 branches that make up our government. Review the picture below.



Click to the next slide when you are finished.



Today we are going to focus on the **Executive Branch.** Read the roles of this branch below.



Click to the next slide when you are finished.



Practice #1:

Who is the head of the Executive Branch?

- a) Governor
- b) Senate
- c) President



Practice #1:

Who is the head of the Executive Branch?

- a) Governor
- b) Senate
- c) President



Practice #2:

Which of the following is **NOT** a role of the Executive Branch?

- a) Makes sure the laws are getting done
- b) Creates laws
- c) Leads the military



Practice #2:

Which of the following is **NOT** a role of the Executive Branch?

- a) Makes sure the laws are getting done
- b) Creates laws**
- c) Leads the military

Creating laws is
the job of the
legislative
branch!!




Practice #3:

Which of the following are requirements for becoming president?

This was in the video! Rewatch if you need to!

- a) Live in Washington D.C
- b) Must be 35 years or older
- c) Must be a natural born citizen




Practice #3:

Which of the following are requirements for becoming president?

- a) Live in Washington D.C
- b) Must be 35 years or older
- c) Must be a natural born citizen

This means you were born in the United States!



Practice on your own:

Go to this website:

[White House Tour](#)

1. Click the **black arrow** to enter the white house.
2. You will learn about each part of the white house on your tour. This is where a lot of executive powers take place.
3. Click through each room until you have finished your tour!
4. Enjoy!



MORE Practice on your own:

Go to this website: [Executive Command](#)

1. Click the button “play game”
2. Listen to instructions to learn how to play game.
3. Role play your way through the game as president
4. See all the different roles a president completes in the executive branch!
5. Have fun!



Self Check:

Tell someone 2 roles of the Executive Branch.



How would you rate this lesson?

- easy,
- just right
- hard

This is an extra [song](#) about the presidents of the USA when you are finished!